

## Select Board Meeting

Wednesday, September 27, 2023

6:00 PM

School Committee Conference Room, School Administration Building  
30 Whittier Court, Andover, MA 01810

---

**I. Call to Order – 6:00 P.M.**

**II. Opening Ceremonies**

A. Moment of Silence/Pledge of Allegiance

**III. Communications/Announcements/Liaison Reports**

**IV. Citizens Petitions and Presentations**

**V. Public Hearings**

A. National Grid and Verizon – Chestnut Street

Board to review and consider voting to approve an application from Massachusetts Electric Company, d/b/a National Grid, and Verizon New England, Inc., for permission to install (1) JO pole 1570-84 on Chestnut Street beginning at a point approximately 245 feet east of the centerline of the intersection of Sherry Drive and continuing approximately 20 feet in a north direction; approximately 30 feet from existing pole 1570. Also for permission to lay and maintain underground laterals, cables and wires in the above or intersecting public ways for the purpose of making connections with such poles and buildings as each of said petitioners may desire for distributing purposes.

B. National Grid – Haggetts Pond Road

Board to review and consider voting to approve an application from Massachusetts Electric Company, d/b/a National Grid, for permission to install (1) JO pole 3547-84 on Haggetts Pond Road beginning at a point approximately 600 feet east of the centerline of the intersection of Rutgers Road and continuing approximately 20 feet in a north direction; approximately 33 feet from existing pole 5347. Further for permission to lay and maintain underground laterals, cables and wires in the above or intersecting public ways for the purpose of making connections with such poles and buildings as each of said petitioners may desire for distributing purposes.

**VI. Regular Business**

A. Halloween Trick-or-Treating

Board to consider voting to set the date of Trick-or-Treating to October 31, 2023 from 5:00 p.m. to 7:00 p.m.

**VII. Consent Agenda**

A. Appointments by the Town Manager

Board to vote that the following appointments by the Town Manager be approved.

Department	Name	Position	Rate/Term	Date of Hire
Open Space Task Force	Julia John	Member	Term Expires June 30, 2026	9/27/2023

**VIII. 2023-2024 Select Board Meetings**

A. Board to consider voting to accept the following Select Board Meeting Schedule:

November 20, 2023

December 11, 2023

January 8, 2023

January 22, 2023

**IX. Executive Session**

A. Board to vote to go into Executive Session pursuant to Purpose 2 of Massachusetts General Laws, Chapter 30, Section 21(a), to conduct contract negotiations with nonunion personnel, i.e., the Town Manager, and for the Chair to declare that an open session may have a detrimental effect on the negotiating position of the Town, and not to return to open session.

**X. Adjourn**

*If any member of the public wishing to attend this meeting seeks special accommodations in accordance with the Americans with Disabilities Act, please contact Amy Heidebrecht in the Town Manager's Office at 978-623-8213 or by email at [amy.heidebrecht@andoverma.us](mailto:amy.heidebrecht@andoverma.us)*

MEETINGS ARE TELEVISED ON  
COMCAST CHANNEL 22 AND VERIZON CHANNEL 45



# TOWN OF ANDOVER

Town Clerk's Office

36 Bartlet Street  
Andover, MA 01810  
978-623-8230  
townclerk@andoverma.gov

## NOTICE

You are hereby notified that a Public Hearing will be held by the Andover Select Board on September 27, 2023 in the Lifelong Learning Room of the Robb Center, 30 Whittier Court, at 6 PM.

This hearing is being held on the petition of National Grid and Verizon requesting permission to locate poles, wires and fixtures, including the necessary sustaining and protecting fixtures, along and across the following public way:

**#30628372 – Chestnut St.** – National Grid to install (1) JO pole 1570-84 on Chestnut St. beginning at a point approximately 245 feet east of the centerline of the intersection of Sherry Dr. and continuing approximately 20' in a north direction: approximately 30 feet from existing pole 1570. This will allow removal of existing tree pole. The new pole with 6' sidewalk type anchor will support the line across the street going forward.

Also, for permission to lay and maintain underground laterals, cables, and wires in the above or intersecting public ways for the purpose of making connections with such poles and buildings as each of said petitioners may desire for distributing purposes.

Plan(s) of the proposed work can be found in the Meeting Packet on the Select Board's page on the Town of Andover website, [www.andoverma.gov](http://www.andoverma.gov).

Representatives from the utility company will present their petition during the meeting and will also be available at 5:45 P.M. on the above date to answer questions you may have relating to the proposed work.

By order of the  
Select Board

Austin Simko  
Assistant Town Manager/Town Clerk

Plan No.: 30628372  
Date: September 14, 2023

# TOWN OF ANDOVER, MASSACHUSETTS



## PRIVATE UTILITY PETITION CHECKLIST

TO BE FILLED OUT BY PETITIONER

COMPANY: nationalGRID	30628372
PROJECT MANAGER NAME: David Boucher	
PROJECT MANAGER CONTACT NUMBER: 978-314-5069	
LIST OF ADDRESSES IMPACTED BY PROPOSED WORK:	
*PETITIONER IS REQUIRED TO ATTACH PICTURES SHOWING AREA OF PROPOSAL*	
PICTURES HAVE BEEN ATTACHED	YES

TO BE FILLED OUT BY TOWN OF ANDOVER STAFF

<b>DPW</b>	
SUPPORT PROJECT (YES / NO)	SIGNATURE: <u>[Signature]</u>
	TITLE: <u>Town Engineer</u>
COMMENTS:	

<b>POLICE DEPARTMENT</b>	
SUPPORT PROJECT (YES / NO)	SIGNATURE: _____
	TITLE: _____
COMMENTS:	

<b>FIRE DEPARTMENT</b>	
SUPPORT PROJECT (YES / NO)	SIGNATURE: _____
	TITLE: _____
COMMENTS:	



# TOWN OF ANDOVER, MASSACHUSETTS



## PRIVATE UTILITY PETITION CHECKLIST

TO BE FILLED OUT BY PETITIONER

COMPANY:	nationalGRID	30628372
PROJECT MANAGER NAME:	David Boucher	
PROJECT MANAGER CONTACT NUMBER:	978-314-5069	
LIST OF ADDRESSES IMPACTED BY PROPOSED WORK:		
*PETITIONER IS REQUIRED TO ATTACH PICTURES SHOWING AREA OF PROPOSAL*		
PICTURES HAVE BEEN ATTACHED	YES	

TO BE FILLED OUT BY TOWN OF ANDOVER STAFF

<b><u>DPW</u></b>	
SUPPORT PROJECT ( YES / NO )	SIGNATURE: _____
COMMENTS:	TITLE: _____

<b><u>POLICE DEPARTMENT</u></b>	
SUPPORT PROJECT ( YES / NO )	SIGNATURE: _____
COMMENTS:	TITLE: _____

<b><u>FIRE DEPARTMENT</u></b>	
SUPPORT PROJECT ( YES / NO )	SIGNATURE: <i>Mr Mansfield</i>
COMMENTS:	TITLE: <i>Fire Chief</i>

Questions contact Dave Boucher 978-725-1461

**PETITION FOR JOINT OR IDENTICAL POLE LOCATIONS**

To the Board of Selectmen  
Of Andover, Massachusetts

Massachusetts Electric Company d/b/a NATIONAL GRID and Verizon New England, Inc requests permission to locate poles, wires, and fixtures, including the necessary sustaining and protecting fixtures, along and across the following public way:

Chestnut St. - National Grid to install (1) JO pole 1570-84 on Chestnut St. beginning at a point approximately 245 feet east of the centerline of the intersection of Sherry Dr. and continuing approximately 20 feet in a north direction; approximately 30 feet from existing pole 1570. This will allow removal of existing tree guy. The new pole with 6' sidewalk type anchor will support the line across the street going forward.

Location approximately as shown on plan attached.

Wherefore it prays that after due notice and hearing as provided by law, it be granted a location for and permission to erect and maintain poles and wires, together with such sustaining and protecting fixtures as it may find necessary, said poles to be erected substantially in accordance with the plan filed herewith marked – Chestnut St. - Andover - Massachusetts.

**30628372**

Also, for permission to lay and maintain underground laterals, cables, and wires in the above or intersecting public ways for the purpose of making connections with such poles and buildings as each of said petitioners may desire for distributing purposes.

Your petitioner agrees to reserve space for one cross-arm at a suitable point on each of said poles for the fire, police, telephone, and telegraph signal wires belonging to the municipality and used by it exclusively for municipal purposes.

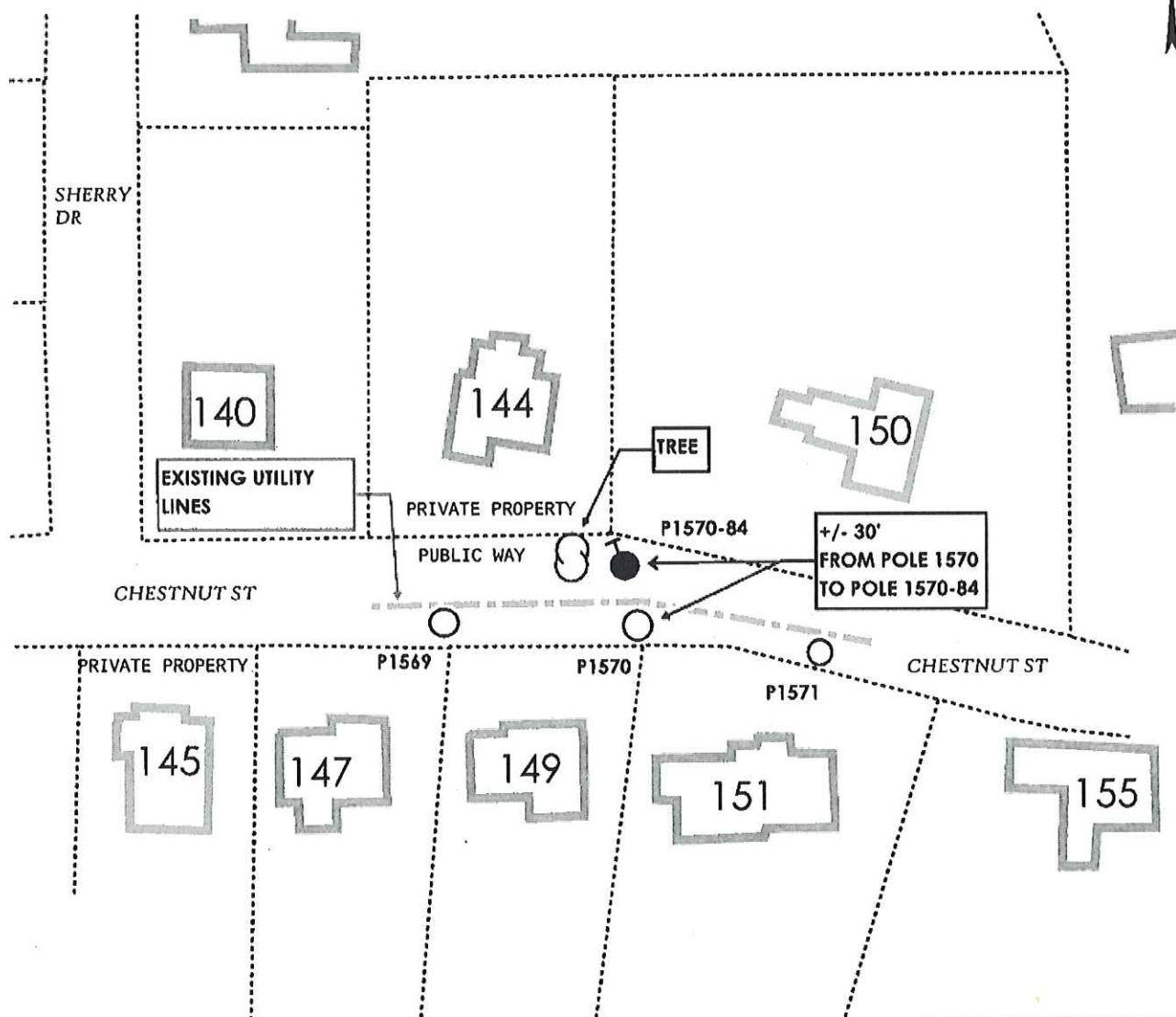
Massachusetts Electric Company d/b/a  
NATIONAL GRID *Dave Johnson/lla*

BY \_\_\_\_\_  
Engineering Department

VERIZON NEW ENGLAND, INC.

BY \_\_\_\_\_  
Manager / Right of Way

July 28, 2022



**JOINT OWNED POLE PETITION**

**Plan Number 30628372**

**LEGEND**

- ELECTRIC INSTALLS NEW J.O. POLE 1570-84 WITH 6' SIDEWALK GUY/ANCHOR
- EXISTING J.O. POLE
- ..... LOT LINE

Date: 7/27/22 Drawn by: DJB

DRAWING NOT TO SCALE. DISTANCES ARE APPROXIMATE.


**nationalgrid**


and Verizon New England, Inc.

To The: **town of Andover, MA**

For Proposed: 144 CHESTNUT ST,  
J.O. POLE# 1570-84 / ANCHOR ANDOVER MA 01810

**Sketch to accompany petition for:**  
INSTALLATION OF NEW JOINTLY OWNED POLE# 1570-84.  
EXISTING TREE GUY TO BE REMOVED.







# TOWN OF ANDOVER

Town Clerk's Office

36 Bartlet Street  
Andover, MA 01810  
978-623-8230  
townclerk@andoverma.gov

## NOTICE

You are hereby notified that a Public Hearing will be held by the Andover Select Board on September 27, 2023 in the Lifelong Learning Room of the Robb Center, 30 Whittier Court, at 6 PM.

This hearing is being held on the petition of National Grid requesting permission to locate poles, wires and fixtures, including the necessary sustaining and protecting fixtures, along and across the following public way:

**#30679312 – Haggetts Pond Rd.** – National Grid to install 1 JO pole 3547-84 on Haggetts Pond Rd. beginning at a point approximately 600' east of the centerline of the intersection of Rutgers Rd. and continuing approximately 20' in a north direction: approximately 33' from existing pole 5347. The new pole will support the overhead utility lines across the street. The existing utility pole will then be removed.

Also, for permission to lay and maintain underground laterals, cables, and wires in the above or intersecting public ways for the purpose of making connections with such poles and buildings as each of said petitioners may desire for distributing purposes.

Plan(s) of the proposed work can be found in the Meeting Packet on the Select Board's page on the Town of Andover website, [www.andoverma.gov](http://www.andoverma.gov).

Representatives from the utility company will present their petition during the meeting and will also be available at 5:45 P.M. on the above date to answer questions you may have relating to the proposed work.

By order of the  
Select Board

Austin Simko  
Assistant Town Manager/Town Clerk

Plan No.: 30679312  
Date: September 14, 2023

TOWN OF ANDOVER, MASSACHUSETTS



PRIVATE UTILITY PETITION CHECKLIST

TO BE FILLED OUT BY PETITIONER

COMPANY: nationalGRID 30679312  
PROJECT MANAGER NAME: David Boucher  
PROJECT MANAGER CONTACT NUMBER: 978-314-5069  
LIST OF ADDRESSES IMPACTED BY PROPOSED WORK:  
  
\*PETITIONER IS REQUIRED TO ATTACH PICTURES SHOWING AREA OF PROPOSAL\*  
PICTURES HAVE BEEN ATTACHED YES

TO BE FILLED OUT BY TOWN OF ANDOVER STAFF

**DPW**  
SUPPORT PROJECT (YES / NO)  YES / NO SIGNATURE: [Signature]  
TITLE: Town Engineer  
COMMENTS:

**POLICE DEPARTMENT**  
SUPPORT PROJECT ( YES / NO ) SIGNATURE: \_\_\_\_\_  
TITLE: \_\_\_\_\_  
COMMENTS:

**FIRE DEPARTMENT**  
SUPPORT PROJECT ( YES / NO ) SIGNATURE: \_\_\_\_\_  
TITLE: \_\_\_\_\_  
COMMENTS:

# TOWN OF ANDOVER, MASSACHUSETTS



## PRIVATE UTILITY PETITION CHECKLIST

TO BE FILLED OUT BY PETITIONER

COMPANY: nationalGRID
PROJECT MANAGER NAME: David Boucher
PROJECT MANAGER CONTACT NUMBER: 978-314-5089
LIST OF ADDRESSES IMPACTED BY PROPOSED WORK:
*PETITIONER IS REQUIRED TO ATTACH PICTURES SHOWING AREA OF PROPOSAL*
PICTURES HAVE BEEN ATTACHED YES

TO BE FILLED OUT BY TOWN OF ANDOVER STAFF

<b><u>DPW</u></b>	
SUPPORT PROJECT ( YES / NO )	SIGNATURE: _____
COMMENTS:	TITLE: _____

<b><u>POLICE DEPARTMENT</u></b>	
SUPPORT PROJECT ( <input checked="" type="radio"/> YES ) NO )	SIGNATURE: <u>R. O. [Signature]</u>
COMMENTS:	TITLE: <u>Executive Officer</u>

<b><u>FIRE DEPARTMENT</u></b>	
SUPPORT PROJECT ( YES / NO )	SIGNATURE: _____
COMMENTS:	TITLE: _____

# TOWN OF ANDOVER, MASSACHUSETTS



## PRIVATE UTILITY PETITION CHECKLIST

TO BE FILLED OUT BY PETITIONER

COMPANY: nationalGRID <u>3067 9312</u>
PROJECT MANAGER NAME: David Boucher
PROJECT MANAGER CONTACT NUMBER: 978-314-5069
LIST OF ADDRESSES IMPACTED BY PROPOSED WORK:
*PETITIONER IS REQUIRED TO ATTACH PICTURES SHOWING AREA OF PROPOSAL*
PICTURES HAVE BEEN ATTACHED <input checked="" type="checkbox"/> YES

TO BE FILLED OUT BY TOWN OF ANDOVER STAFF

<b><u>DPW</u></b>	
SUPPORT PROJECT ( YES / NO )	SIGNATURE: _____
COMMENTS:	TITLE: _____

<b><u>POLICE DEPARTMENT</u></b>	
SUPPORT PROJECT ( YES / NO )	SIGNATURE: _____
COMMENTS:	TITLE: _____

<b><u>FIRE DEPARTMENT</u></b>	
SUPPORT PROJECT ( YES / NO )	SIGNATURE: <u>DJB Mansfield</u>
COMMENTS:	TITLE: <u>Fire Chief</u>

# **nationalgrid**

May 9, 2023

Town of Andover

To Whom It May Concern:

Enclosed please find a petition of NATIONAL GRID and VERIZON, covering joint NATIONAL GRID-VERIZON pole location(s)

If you have any questions regarding this permit please contact:

Please notify National Grid's Vincent LoGuidice of the hearing date / time.

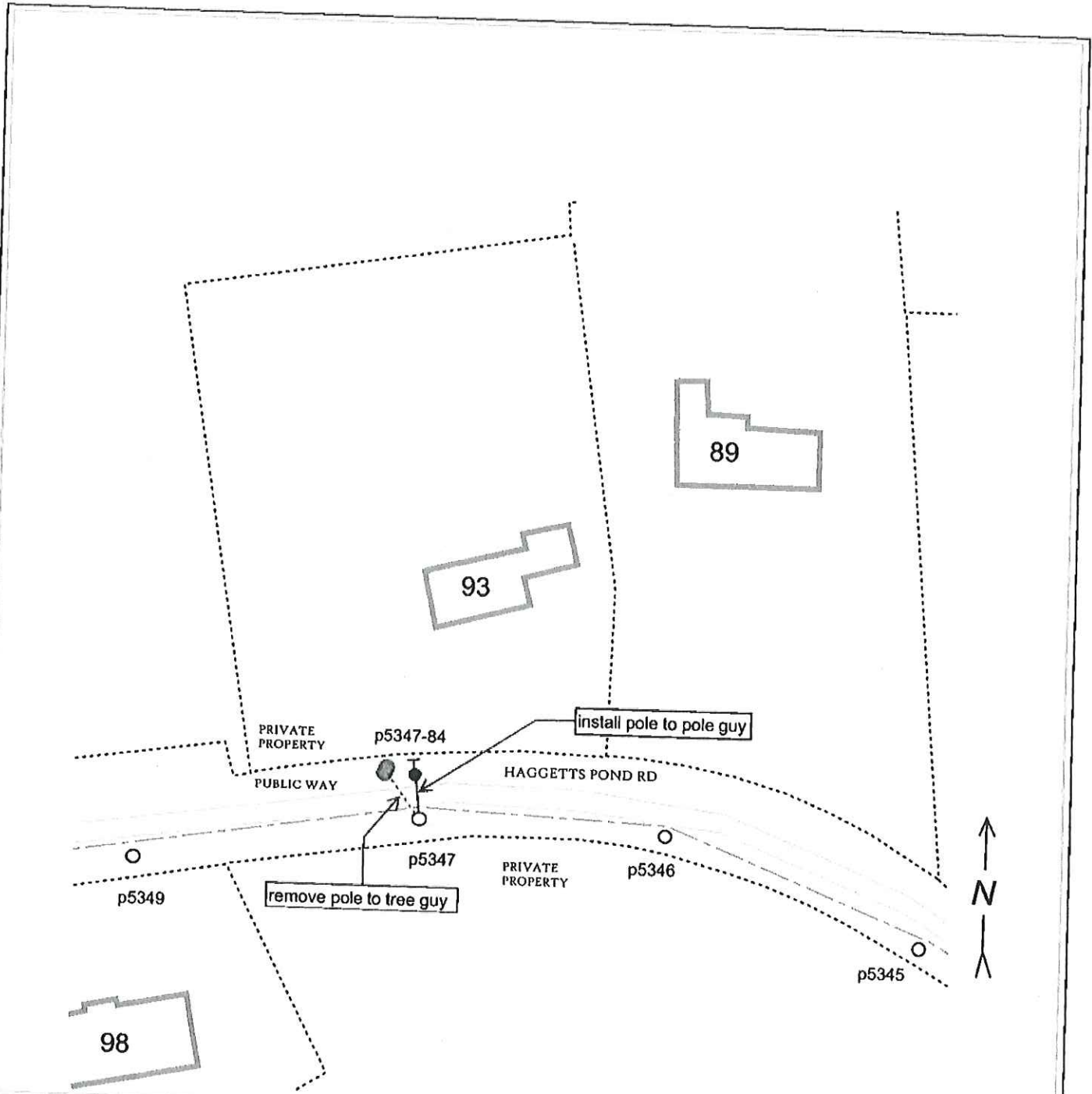
If this petition meets with your approval, please return an executed copy to each of the above named Companies.

National Grid Contact: Vincent LoGuidice; 1101 Turnpike Street; North Andover, MA 01845. Phone 978-725-1392.

Very truly yours,

Dave Johnson  
Supervisor, Distribution Design

Enclosures



**JOINT OWNED POLE PETITION**

**LEGEND**

- ELECTRIC INSTALLS NEW J.O. POLE 5347-84 WITH GUY & ANCHOR
- EXISTING J.O. POLE
- ..... LOT LINE
- - - EXISTING OVERHEAD UTILITY LINES

Date: 10/18/22

Drawn by: DJB

DRAWING NOT TO SCALE. DISTANCES ARE APPROXIMATE.

Plan Number 30679312

**nationalgrid**

and Verizon New England, Inc.

To The: Town of Andover, MA

For Proposed:  
J.O. POLE# 5347-84

93 Haggetts Pond Rd,  
Andover MA 01810

**Sketch to accompany petition for:**

NEW JOINTLY OWNED POLE# 5347-84 WITH GUY AND ANCHOR TO SUPPORT UTILITY LINES ON EXISTING POLES.


ROTTING  
TREE WITH  
GUY WIRES  
IN IT  
(TO BE  
REMOVED  
BY  
ELECTRIC &  
TELCO)

#93  
HAGGETS  
POND RD  
(BEHIND  
TREES)

ANCHOR STAKE

P5347

NEW STUB  
POLE 5347-84  
STAKE





**TOWN OF ANDOVER** *Finance & Budget*

Hayley Green, CPA, Town Accountant/Assistant Finance Director  
Accounting Department

36 Bartlet Street  
Andover, MA 01810  
(978) 623-8920

[hayley.green@andoverma.us](mailto:hayley.green@andoverma.us)  
[www.andoverma.gov](http://www.andoverma.gov)

Andrew P. Flanagan  
Town Manager

Michael Lindstrom  
Deputy Town Manager

To: Select Board  
Finance Committee  
Superintendent of Schools  
School Committee  
Revenue and Expenditure Task Force

From: Hayley Green, Town Accountant/Assistant Finance Director

CC: Andrew Flanagan, Michael Lindstrom, Austin Simko, Patrick Lawlor, Keith Taverna,  
Martha Sybert, Tara Bicknell, Town Website

Date: September 18, 2023

Re: ***FY 2023 Financials***

The attached reports summarize the Town's financial position through June 30, 2023.  
Included are the following:

- Executive Summary
- Budgeted versus Actual Revenues – General Fund and Enterprise Funds
- Revenue Comparison Graphs
- Personal Services and Other Expenditures by Department
- Reserve Account and Compensation Fund Analysis
- Chapter 44 § 53 E ½ Revolving Funds
- Capital Projects status – FY17 – FY23

Feel free to contact me, should you have any questions regarding the reports.

The attached reports of the Town Accountant summarize FY 2023 General Fund Revenues and Expenditures – *Preliminary and Unaudited* – through June 30, 2023.

**General Fund – Revenues**

FY 2023 Total General Fund Collections of all sources collected through June 2023 are \$210,648,783 which is \$7,403,374 *greater* than FY2023 Budgeted.

FY 2023 Local Receipts collected through June 2023 are approximately \$7.6 million *greater* than budgeted and \$5.4 million *greater* than FY 2022 collections. Specifically, the following collections greatly contributed to the higher than budgeted collection:

- Motor Vehicle Excise Tax collections are \$396,495 greater than budgeted
- Hotel/Motel and Meals Tax Revenues are \$1,075,141 greater than budgeted
- Licenses and Permits are \$1,903,035 greater than budgeted
- Investment Income is \$3,805,989 greater than budgeted

FY2023 Off-Set Receipts collected through June 2023 are \$533,314 *more* than budgeted.

The Town continues to have a high tax collection rate at 99.6% with \$174,155,732 collected for property taxes (including tax titles).

**General Fund – Expenditures**

FY 2023 General Fund Personal Services total \$111,115,822, which is \$1,032,870 *less* than FY2023 Budgeted.

FY 2023 General Fund Other Expenses plus Encumbrances total \$91,872,483, which is \$480,901 *less* than FY2023 Budgeted.

**General Fund Expenditures plus Encumbrances less than Budgeted:**

• Personal Services – General Government	\$ 338,856
• Personal Services – Community Services	\$ 194,811
• Personal Services – Public Facilities	\$ 68,741
• Personal Services – Public Works	\$ 106,938
• Personal Services – Public Safety(Police & Fire)	\$ 2,779
• Personal Services – Library	\$ 22,405
• Personal Services – Compensation Fund	<u>\$ 298,339</u>
<b>Total Personal Services</b>	<b>\$ 1,032,870</b>
• Other Expense – General Government	\$ (119,993)*
• Other Expenses – Community Services	\$ 127,121
• Other Expenses – Public Facilities	\$ 131,078
• Other Expenses – Public Works	\$ 12,360
• Other Expenses – Public Safety(Police & Fire)	\$ 9,160
• Other Expenses – Library	\$ 79,467
• Other Expenses – Technical Schools	\$ 915
• Other Expenses – Debt Service	\$ 75,594
• Other Expenses – Retirement	\$ (1)
• Other Expenses – Reserve Fund	<u>\$ 165,200</u>
<b>Total Other Expenses</b>	<b>\$ 480,901</b>

<b><i>FY 2023 General Fund Expenditure Surplus Estimate</i></b>	<b><i>\$ 1,513,771</i></b>
---	----------------------------

\*The department budgets are voted in total, so overages in other expenses are covered by surpluses in personal services.

**Water Enterprise Fund**

FY 2023 Total Water Receipts are \$10,858,091 which is \$109,753 *less* than FY2023 Budgeted.

FY 2023 Water Personal Services are \$6,396 *less* than FY 2023 Budgeted.

FY 2023 Water Other Expenses plus Encumbrances are \$1,841,725 *more* than FY2023 Budgeted.

<b><i>FY 2023 Water Enterprise Fund Expenditure Deficit Estimate</i></b> <b><i>\$ (1,835,329)</i></b>
---

**Sewer Enterprise Fund**

FY 2023 Total Sewer Receipts are \$5,123,012 which is \$565,289 *less* than FY2023 Budgeted.

FY 2023 Sewer Personal Services are \$37,555 *less* than FY2023 Budgeted.

FY 2023 Sewer Other Expenses plus Encumbrances are \$121,243 *more* than FY2023 Budgeted.

<b><i>FY 2023 Sewer Enterprise Fund Expenditure Deficit Estimate</i></b> <b><i>\$ (83,687)</i></b>
--

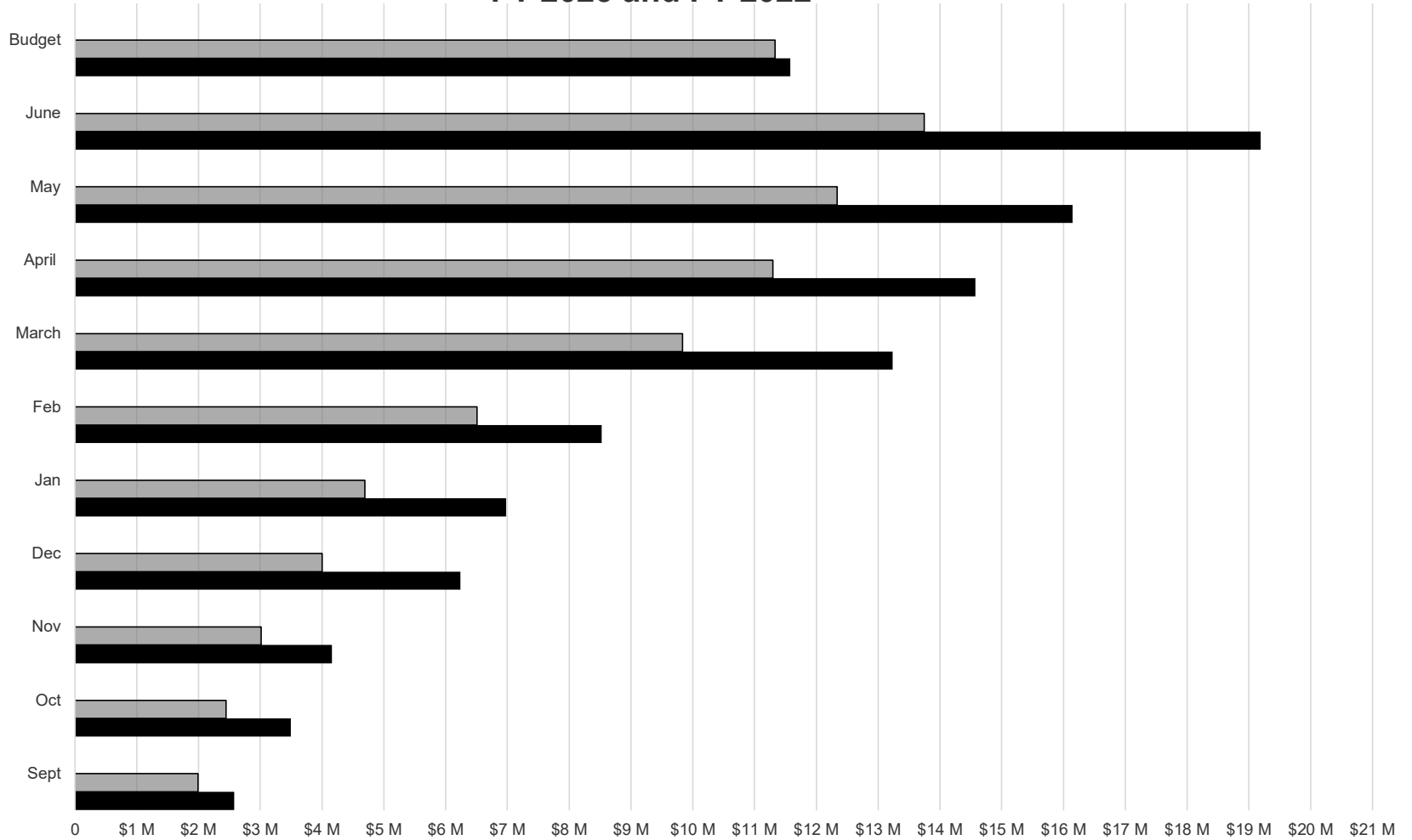
**Town of Andover**  
**FY 2023 General Fund Year-To-Date Revenue Report**  
**Budgeted vs. Actuals 6/30/2023 and 6/30/2022**

	<b>FY 23 Budgeted Receipts</b>	<b>FY 23 YTD Revenues</b>	<b>% Collected</b>	<b>FY 22 Budgeted Receipts</b>	<b>FY 22 YTD Revenues</b>	<b>% Collected</b>	<b>Change in Budgets</b>	<b>Change in YTD Receipts</b>
<b>Local Receipts</b>								
Motor Vehicle Excise	5,651,834	6,048,329	107.0%	5,595,875	6,001,950	107.3%	55,959	46,379
Hotel/Motel/Meals	1,799,000	2,874,141	159.8%	1,475,000	2,233,211	151.4%	324,000	640,930
Penalties and Interest on Taxes and Excises	480,000	406,879	84.8%	480,000	588,985	122.7%	-	(182,106)
Fees	61,000	41,764	68.5%	61,000	142,964	234.4%	-	(101,200)
Payments in Lieu of Taxes	451,731	465,291	103.0%	440,713	453,111	102.8%	11,018	12,180
Other Departmental Revenues	213,000	426,734	200.3%	294,200	218,353	74.2%	(81,200)	208,381
Other Departmental Revenues - School Medicare	200,000	417,021	208.5%	200,000	659,471	329.7%	-	(242,451)
Non-Recurring Revenues	5,000	61,106	1222.1%	5,800	9,497	163.7%	(800)	51,608
Licenses and Permits	2,377,540	4,280,575	180.0%	2,354,000	3,098,596	131.6%	23,540	1,181,978
Fines & Forfeits	132,500	159,211	120.2%	227,000	138,911	61.2%	(94,500)	20,301
Investment Income	204,000	4,009,989	1965.7%	200,000	201,717	100.9%	4,000	3,808,272
Special Assessments	-	87	N/A	-	180	N/A	-	(93)
<b>Total Estimated Receipts</b>	<b>11,575,605</b>	<b>19,191,127</b>	<b>165.8%</b>	<b>11,333,588</b>	<b>13,746,947</b>	<b>121.3%</b>	<b>242,017</b>	<b>5,444,180</b>
<b>Off-Set Receipts</b>								
Recreation	531,531	534,599	100.6%	393,510	457,927	116.4%	138,021	76,672
Elder Services	106,000	120,998	114.1%	106,000	125,795	118.7%	-	(4,797)
Public Facilities - Rental Receipts	40,000	90,173	225.4%	20,000	87,674	438.4%	20,000	2,499
Cemetery - Interment Fees	60,000	67,904	113.2%	60,000	77,256	128.8%	-	(9,352)
Public Safety - Police Detail Fees	60,000	68,990	115.0%	60,000	85,124	141.9%	-	(16,135)
Public Safety / Fire - Ambulance Receipts	1,300,000	1,748,182	134.5%	1,250,000	1,395,579	111.6%	50,000	352,603
<b>Total Off-Set Receipts</b>	<b>2,097,531</b>	<b>2,630,845</b>	<b>125.4%</b>	<b>1,889,510</b>	<b>2,229,354</b>	<b>118.0%</b>	<b>208,021</b>	<b>401,491</b>
<b>Other Revenues</b>								
Property Taxes (inc. Tax Titles)	174,778,254	174,155,732	99.6%	165,459,877	165,198,433	99.8%	9,318,377	8,957,299
State Aid	14,794,019	14,671,080	99.2%	14,178,409	14,429,689	101.8%	615,610	241,391
<b>Total Other Revenues</b>	<b>189,572,273</b>	<b>188,826,812</b>	<b>99.6%</b>	<b>179,638,286</b>	<b>179,628,122</b>	<b>100.0%</b>	<b>9,933,987</b>	<b>9,198,690</b>
<b>Total Revenues</b>	<b>203,245,409</b>	<b>210,648,783</b>	<b>103.6%</b>	<b>192,861,384</b>	<b>195,604,423.34</b>	<b>101.4%</b>	<b>10,384,025</b>	<b>15,044,360</b>

**Town of Andover**  
**FY 2023 Enterprise Funds Year-To-Date Revenue Report**  
**Budgeted vs. Actuals 6/30/2023 and 6/30/2022**

<b>Water Fund</b>	<b>FY 23 Budgeted Receipts</b>	<b>FY 23 YTD Revenues</b>	<b>% Collected</b>	<b>FY 22 Budgeted Receipts</b>	<b>FY 22 YTD Revenues</b>	<b>% Collected</b>	<b>Change in Budgets</b>	<b>Change in YTD Receipts</b>
User Charges	10,445,844	10,366,768	99.2%	9,996,766	9,254,350	92.6%	449,078	1,112,418
Water Connection	7,500	5,032	67.1%	41,000	6,919	16.9%	(33,500)	(1,887)
Water Testing Fees	12,000	5,075	42.3%	18,000	12,490	69.4%	(6,000)	(7,415)
Meter Installations	10,000	10,250	102.5%	9,000	11,370	126.3%	1,000	(1,120)
Fire Flow Test	5,000	9,773	195.5%	9,000	5,482	60.9%	(4,000)	4,291
Special/Final Reads	25,000	15,698	62.8%	25,000	22,412	89.6%	-	(6,714)
Backflow/Cross Connection Fees	87,500	77,275	88.3%	75,000	115,685	154.2%	12,500	(38,411)
Water Tap	-	1,725	N/A	1,000	600	60.0%	(1,000)	1,125
Liens	85,000	87,924	103.4%	80,000	95,948	119.9%	5,000	(8,024)
Fire Suppression	280,000	223,245	79.7%	220,000	290,856	132.2%	60,000	(67,611)
Interest /Misc Revenue	2,500	4,445	177.8%	-	1,713	N/A	2,500	2,732
Non-Revenue Interest	7,500	50,881	678.4%	19,000	4,624	24.3%	(11,500)	46,258
<b>Total Water Receipts</b>	<b>10,967,844</b>	<b>10,858,091</b>	<b>99.0%</b>	<b>10,493,766</b>	<b>9,822,448</b>	<b>93.6%</b>	<b>474,078</b>	<b>1,035,643</b>
<b>Sewer Fund</b>	<b>FY 23 Budgeted Receipts</b>	<b>FY 23 YTD Revenues</b>	<b>% Collected</b>	<b>FY 22 Budgeted Receipts</b>	<b>FY 22 YTD Revenues</b>	<b>% Collected</b>	<b>Change in Budgets</b>	<b>Change in YTD Receipts</b>
User Charges	5,173,301	4,400,108	85.1%	5,086,120	4,519,685	88.9%	87,181	(119,578)
Committed Interest/Income	110,000	138,212	125.6%	165,000	168,716	102.3%	(55,000)	(30,504)
Liens	55,000	46,707	84.9%	55,000	62,400	113.5%	-	(15,694)
Apport Assmnts	340,000	460,284	135.4%	410,000	522,666	127.5%	(70,000)	(62,382)
Deferred Property Tax	-	10,800	N/A	-	-	N/A	-	10,800
State Reimb/Grants	-	5,630	N/A	-	7,218	N/A	-	(1,588)
Interest /Misc Revenue	3,500	1,497	42.8%	-	2,713	N/A	3,500	(1,217)
Non-Revenue Interest	6,500	59,775	919.6%	15,000	4,028	26.9%	(8,500)	55,747
<b>Total Sewer Receipts</b>	<b>5,688,301</b>	<b>5,123,012</b>	<b>90.1%</b>	<b>5,731,120</b>	<b>5,287,427</b>	<b>92.3%</b>	<b>(42,819)</b>	<b>(164,415)</b>
<b>Total Enterprise Revenues</b>	<b>16,656,145</b>	<b>15,981,103</b>	<b>95.9%</b>	<b>16,224,886</b>	<b>15,109,875</b>	<b>93.13%</b>	<b>431,259</b>	<b>871,227</b>

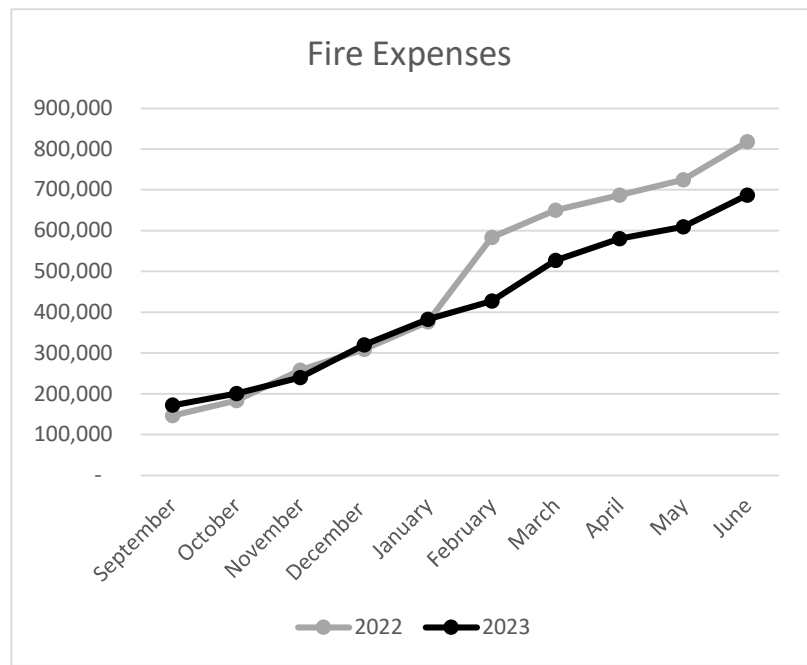
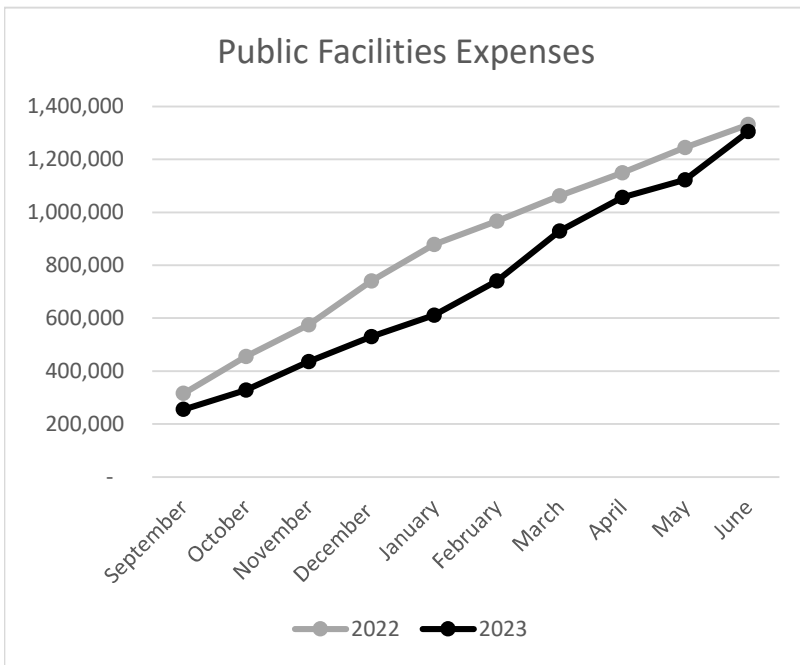
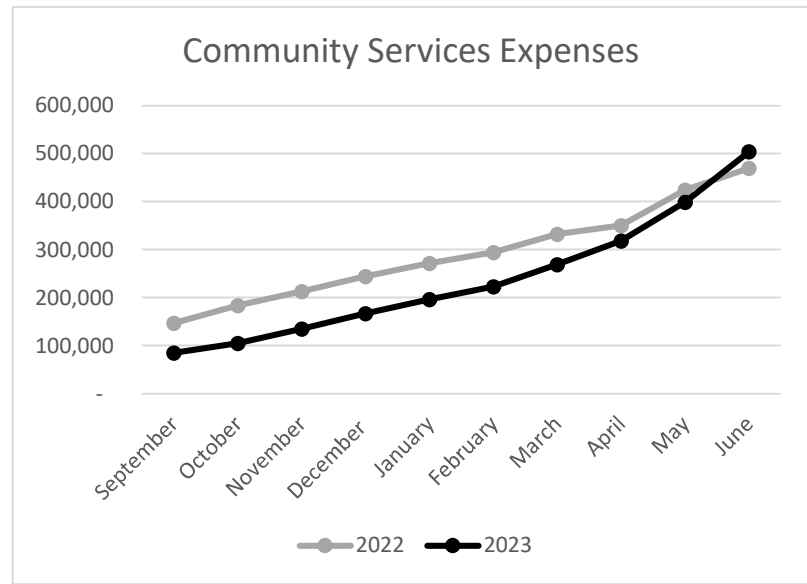
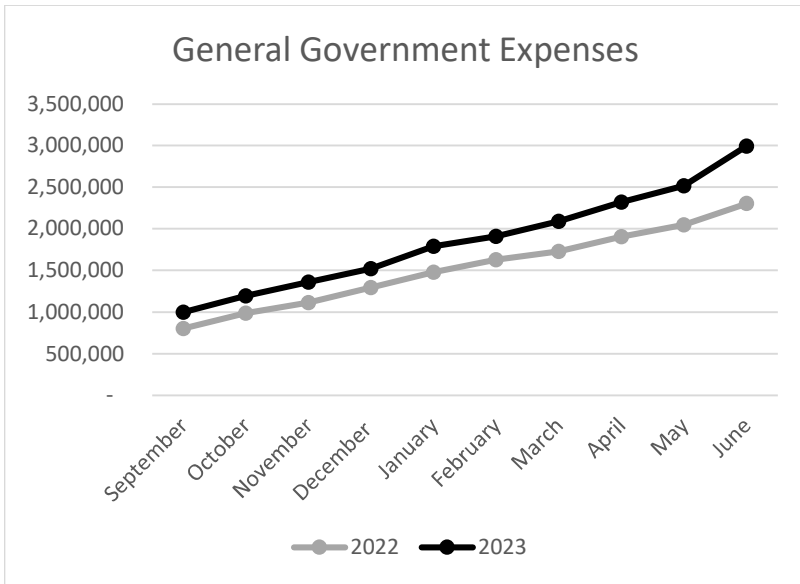
## Town of Andover Local Receipts FY 2023 and FY 2022



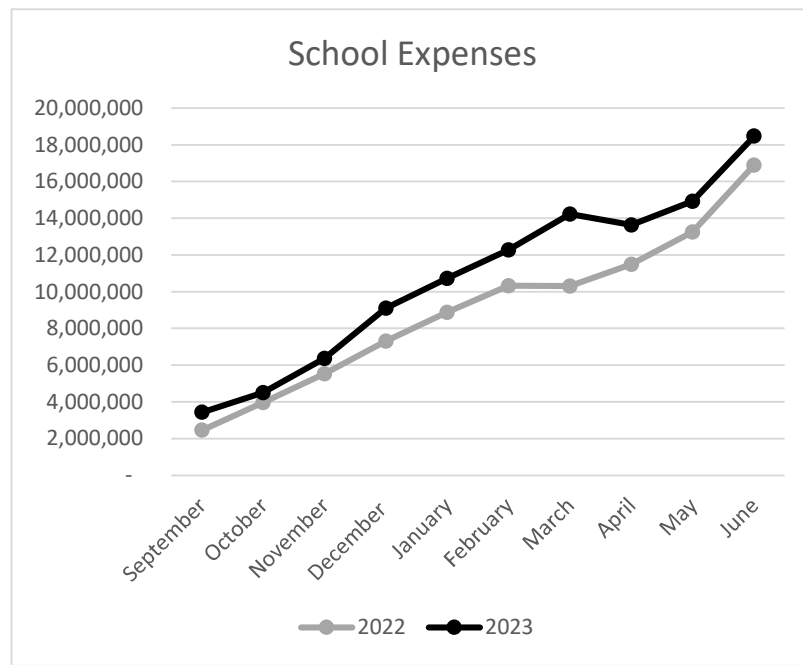
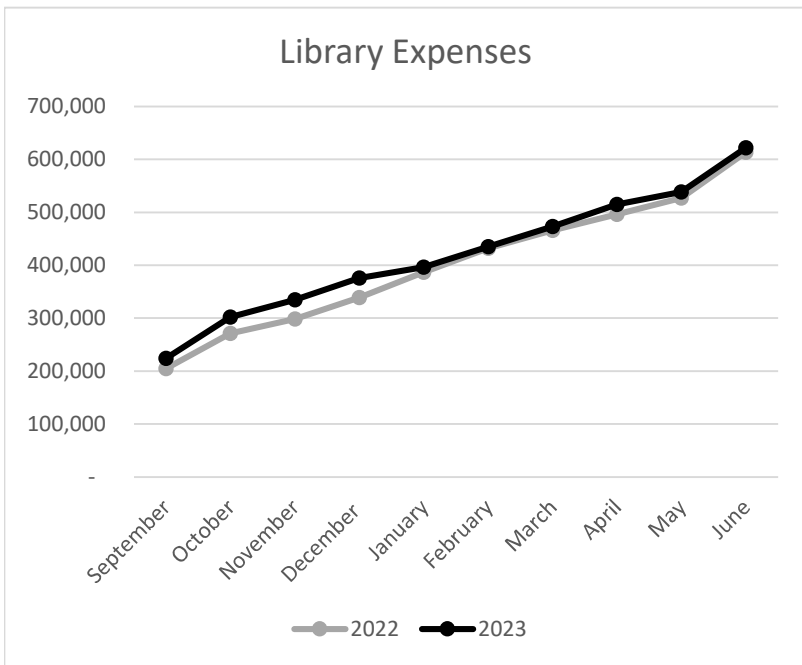
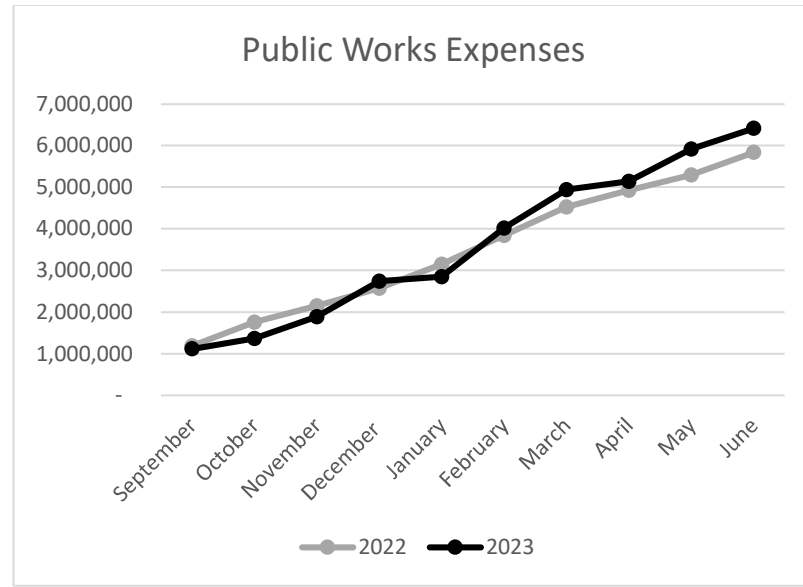
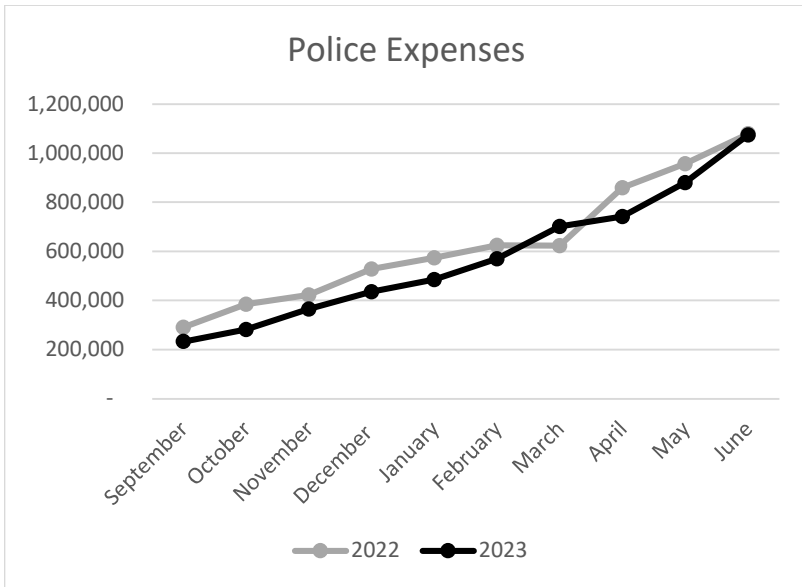
	Sept	Oct	Nov	Dec	Jan	Feb	March	April	May	June	Budget
<span style="color: blue;">■</span> FY 2022 % of Budget	17.6%	21.6%	26.6%	35.3%	41.4%	57.4%	86.8%	99.7%	108.8%	121.3%	100.0%
<span style="color: orange;">■</span> FY 2023 % of Budget	22.3%	30.2%	36.0%	53.9%	60.3%	73.6%	114.3%	125.9%	139.5%	165.8%	100.0%
<span style="color: grey;">■</span> FY 2022 Receipts	\$1,989,405	\$2,444,067	\$3,015,542	\$4,004,836	\$4,695,288	\$6,508,233	\$9,835,835	\$11,294,322	\$12,333,958	\$13,746,947	\$11,333,588
<span style="color: black;">■</span> FY 2023 Receipts	\$2,577,784	\$3,494,520	\$4,161,602	\$6,236,788	\$6,982,570	\$8,525,336	\$13,235,643	\$14,571,134	\$16,149,026	\$19,191,127	\$11,575,605

**Town of Andover**  
**FY 2023 Year-To-Date Budget Report**  
**Personal Services and Other Expenditures thru 6/30/2023**

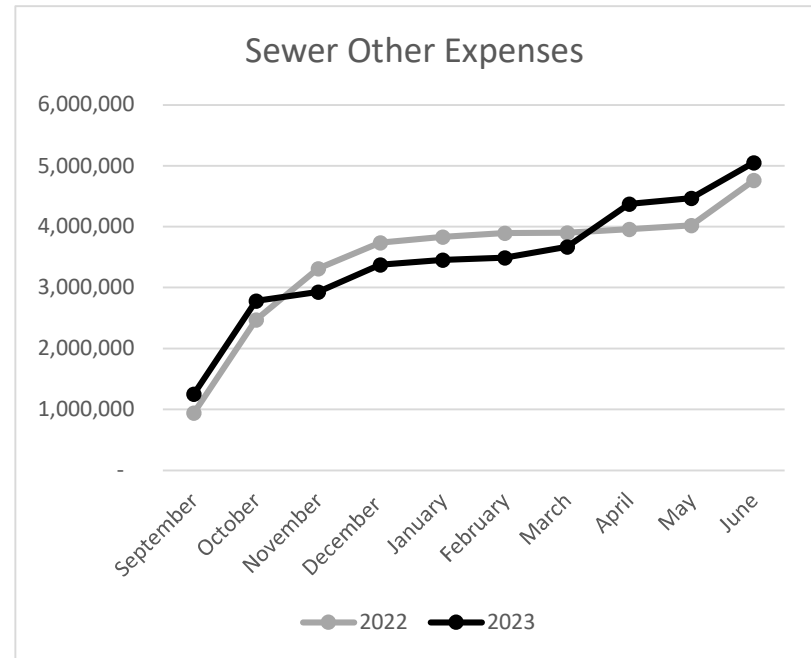
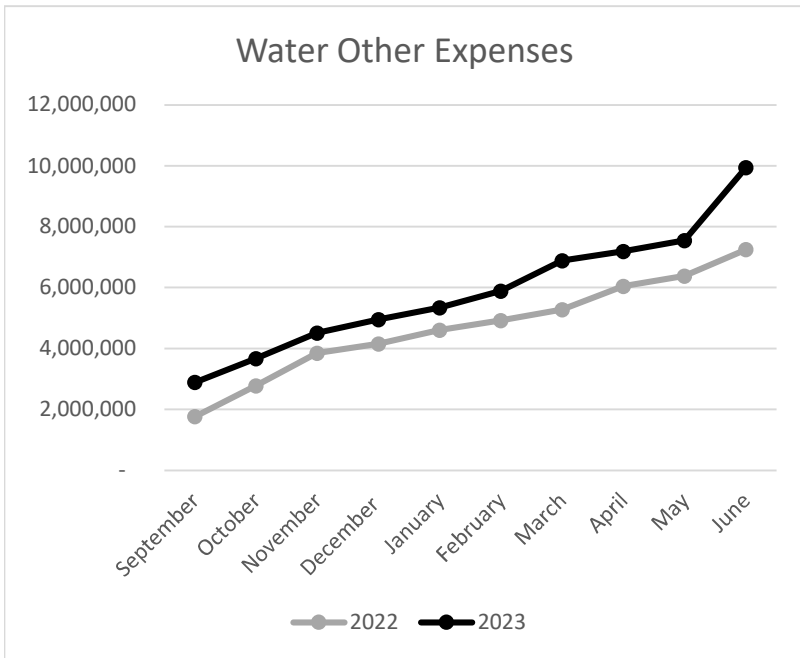
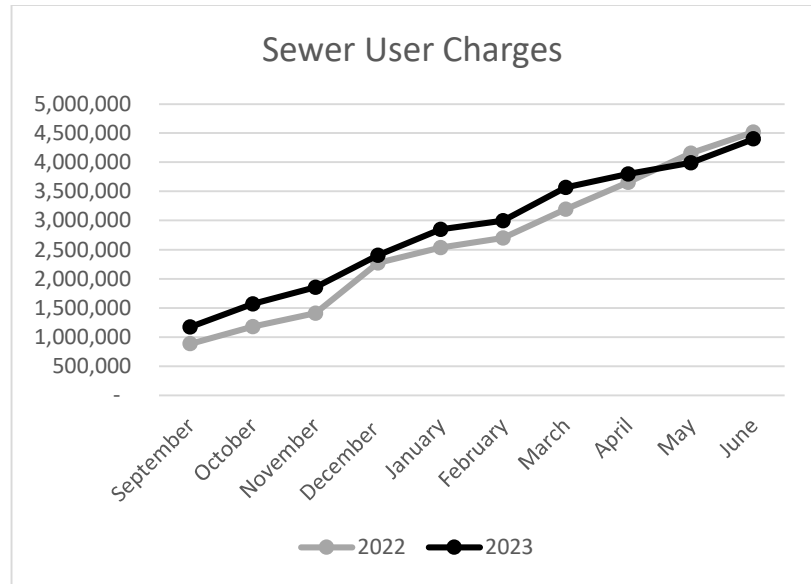
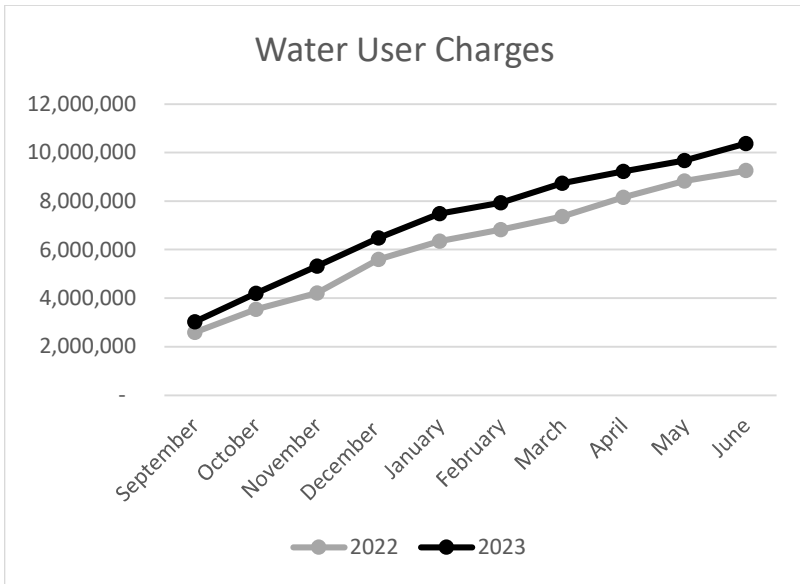
	Original Appropriation	Transfers/ Adjustments	Revised Budget	YTD Expended	Encumbrances	Available Balance	% Expended & Encumbered	% Expended
<b>Personal Services</b>								
General Government	7,511,444	27,661	7,539,105	7,200,249	-	338,856	95.5%	95.5%
Community Services	1,879,000	-	1,879,000	1,684,189	-	194,811	89.6%	89.6%
Public Facilities	2,592,091	-	2,592,091	2,523,350	-	68,741	97.3%	97.3%
Public Safety - Fire	8,611,698	319,621	8,931,319	8,920,578	-	10,741	99.9%	99.9%
Public Safety - Police	8,116,962	215,000	8,331,962	8,339,923	-	(7,961)	100.1%	100.1%
Public Works	3,834,283	159,069	3,993,352	3,886,415	-	106,938	97.3%	97.3%
Library	2,307,538	(26,000)	2,281,538	2,259,133	-	22,405	99.0%	99.0%
School	77,899,943	(1,597,956)	76,301,987	76,301,987	-	-	100.0%	100.0%
Compensation Fund	848,339	(550,000)	298,339	-	-	298,339	0.0%	0.0%
<b>Total Personal Services - General Fund</b>	<b>113,601,298</b>	<b>(1,452,605)</b>	<b>112,148,693</b>	<b>111,115,822</b>	<b>-</b>	<b>1,032,870</b>	<b>99.1%</b>	<b>99.1%</b>
Water Enterprise	2,343,272	-	2,343,272	2,336,876	-	6,396	99.7%	99.7%
Sewer Enterprise	357,873	1,794	359,667	322,112	-	37,555	89.6%	89.6%
<b>Total Personal Services - Enterprise Funds</b>	<b>2,701,145</b>	<b>1,794</b>	<b>2,702,939</b>	<b>2,658,988</b>	<b>-</b>	<b>43,951</b>	<b>98.4%</b>	<b>98.4%</b>
<b>Other Expenses</b>								
General Government	2,721,202	307,131	3,028,333	2,993,404	154,923	(119,993)	104.0%	98.8%
Community Services	610,024	65,776	675,800	503,892	44,787	127,121	81.2%	74.6%
Public Facilities	1,354,850	193,418	1,548,268	1,305,066	112,124	131,078	91.5%	84.3%
Public Safety - Fire	612,050	112,985	725,035	686,843	46,696	(8,503)	101.2%	94.7%
Public Safety - Police	1,018,318	129,609	1,147,927	1,074,265	55,998	17,664	98.5%	93.6%
Public Works	5,888,050	1,159,660	7,047,710	6,416,052	619,297	12,360	99.8%	91.0%
Library	666,437	37,072	703,509	621,835	2,207	79,467	88.7%	88.4%
School	17,226,948	3,174,286.74	20,401,235	18,474,108	1,927,127	0	100.0%	90.6%
Technical Schools	1,274,000	(74,000)	1,200,000	1,199,085	-	915	99.9%	99.9%
Debt Service	23,333,890	-	23,333,890	23,258,296	-	75,594	99.7%	99.7%
Insurance	1,164,000	6,313	1,170,313	1,170,313	-	-	100.0%	100.0%
Health Insurance	23,034,797	-	23,034,797	23,034,797	-	-	100.0%	100.0%
Unemployment	164,000	-	164,000	134,969	29,031	-	100.0%	82.3%
Retirement	6,253,955	-	6,253,955	6,253,956	-	(1)	100.0%	100.0%
Reserve Fund	200,000	(34,800)	165,200	-	-	165,200	0.0%	0.0%
OPEB Appropriation	1,753,413	-	1,753,413	1,753,413	-	-	100.0%	100.0%
<b>Total Other Expenses - General Fund</b>	<b>87,275,934</b>	<b>5,077,450</b>	<b>92,353,384</b>	<b>88,880,294</b>	<b>2,992,190</b>	<b>480,901</b>	<b>99.5%</b>	<b>96.2%</b>
Water Enterprise	7,727,574	1,097,243	8,824,817	9,942,109	724,434	(1,841,725)	120.9%	112.7%
Sewer Enterprise	4,580,540	621,368	5,201,908	5,051,949	271,202	(121,243)	102.3%	97.1%
<b>Total Other Expenses - Enterprise Funds</b>	<b>12,308,114</b>	<b>1,718,612</b>	<b>14,026,726</b>	<b>14,994,058</b>	<b>995,636</b>	<b>(1,962,968)</b>	<b>114.0%</b>	<b>106.9%</b>
<b>Total - General Fund</b>	<b>200,877,232</b>	<b>3,624,845</b>	<b>204,502,077</b>	<b>199,996,116</b>	<b>2,992,190</b>	<b>1,513,771</b>	<b>99.3%</b>	<b>97.8%</b>
<b>Total - Enterprise Funds</b>	<b>15,009,259</b>	<b>1,720,406</b>	<b>16,729,665</b>	<b>17,653,045</b>	<b>995,636</b>	<b>(1,919,017)</b>	<b>111.5%</b>	<b>105.5%</b>



\*Expenses vary from year to year due to timing and departmental needs, but can still be on budget.



\*Expenses vary from year to year due to timing and departmental needs, but can still be on budget.



\*Expenses vary from year to year due to timing and departmental needs, but can still be on budget.

**Town of Andover**  
**FY 2023 Reserve Account and Compensation Fund**  
**As of 6/30/23**

**RESERVE FUND**

---

Appropriation by Vote of Town Meeting June 2022	\$ 200,000.00
Transfers by Vote of Town Meeting	0.00
Transfers by Authority of the Finance Committee	
Replacement of three boiler sections at West Elementary	(34,800.00)
Available Balance	<u>\$ 165,200.00</u>

**COMPENSATION FUND**

---

Appropriation by Vote of Town Meeting June 2022	\$ 848,339.00
Transfers by Vote of Town Meeting	0.00
Transfer by Authority of the Select Board	(550,000.00)
Available Balance	<u>\$ 298,339.00</u>

**Town of Andover**  
**FY 2023 Revolving Accounts**  
**(M.G.L. CH. 44, § 53 E1/2)**  
**As of 6/30/23**

	CD & P Legal Notices Acct 5550	Library Lost/Damaged Materials Acct 5631	CD & P Health Services Clinics Acct 5557	Recreation Special Services Acct 5552	Youth Services Acct 5553	Facilities Field Maintenance Acct 5622	Elder Services Acct 5554	Police Antenna Uses Acct 5653	School Photocopy Fees Acct 4510	Facilities Compost Program Acct 5666	DPW Solid Waste Fees Acct 5667	CD & P Stormwater Management Acct 5668	Fire Emergency Billing Acct 5669	Health Services Inspections Acct 5670	School Professional Development Acct 4500	Student Technology Rental Acct 4260
Balance thru 6/30/2021	21,250	14,507	-688	397,353	329,733	108,905	133,721	46,715	29,218	14,497	76,288	0	681	119,994	3,279	13,176
Receipts thru 6/30/2022	29,730	4,119	44,490	1,866,865	156,582	77,050	83,795	6,930	12,638	26,010	29,665	0	0	57,435	0	53,950
Expenditures thru 6/30/2022	26,692	541	29,882	1,223,055	144,976	30,352	75,530	0	0	4,174	16,550	0	0	27,363	0	20,624
Balance thru 6/30/2022	24,288	18,086	13,920	1,041,162	341,339	155,602	141,987	53,645	41,855	36,333	89,403	0	681	150,066	3,279	46,503
Receipts thru 6/30/2023	30,230	3,965	73,295	1,935,462	293,757	96,210	123,989	5,247	8,743	29,956	34,215	0	0	63,540	0	34,975
Expenditures thru 6/30/2023	20,000	3,163	34,139	1,546,422	200,020	27,601	86,427	0	0	32,093	40,000	0	0	37,130	95	29,624
Balance thru 6/30/2023	34,517	18,888	53,076	1,430,203	435,076	224,211	179,548	58,892	50,598	34,197	83,617	0	681	176,477	3,184	51,854

Spending Authorization	\$20,000	\$20,000	\$60,000	\$1,750,000 *	\$400,000	\$150,000	\$225,000	\$50,000	\$10,000	\$60,000	\$40,000	\$5,000	\$100,000	\$100,000	\$50,000	\$200,000
---------------------------	----------	----------	----------	---------------	-----------	-----------	-----------	----------	----------	----------	----------	---------	-----------	-----------	----------	-----------

Y-T-D % Spent	100.00%	15.82%	56.90%	88.37%	50.00%	18.40%	38.41%	0.00%	0.00%	53.49%	100.00%	0.00%	0.00%	37.13%	0.19%	14.81%
---------------	---------	--------	--------	--------	--------	--------	--------	-------	-------	--------	---------	-------	-------	--------	-------	--------

\* Spending limit increased from \$1,000,000 to \$1,750,000 with Select Board and Finance Committee approval

**Town of Andover  
Capital Projects  
6/30/2023**

	<u>FY17</u>	<u>FY18</u>	<u>FY19</u>	<u>FY20</u>	<u>FY21</u>	<u>FY22</u>	<u>FY23</u>	<u>Total Available</u>
Budget	1,120,000	1,495,643	1,040,000	1,011,600	1,150,000	1,185,000	1,271,500	
Expended	1,120,000	1,495,643	1,040,000	995,887	1,063,670	1,052,380	751,484	
Encumbered	-	-	-	5,729	14,047	61,189	63,379	
<b>Total School CIP</b>	Available	-	-	9,984	72,283	71,431	456,637	610,335
Budget	222,000	579,018	487,000	1,044,098	902,108	137,000	150,000	
Expended	192,000	555,672	406,836	822,347	802,108	124,630	17,362	
Encumbered	-	9,300	34,429	15,254	-	6,754	37,070	
<b>Total General Government CIP</b>	Available	30,000	14,046	45,736	206,497	100,000	95,568	497,463
Budget	-	32,214	-	-	-	-	-	
Expended	-	32,214	-	-	-	-	-	
Encumbered	-	-	-	-	-	-	-	
<b>Total Youth Services CIP</b>	Available	-	-	-	-	-	-	-
Budget	50,000	-	-	-	-	-	-	
Expended	50,000	-	-	-	-	-	-	
Encumbered	-	-	-	-	-	-	-	
<b>Total Recreation CIP</b>	Available	-	-	-	-	-	-	-
Budget	25,000	-	-	10,000	50,000	-	-	
Expended	25,000	-	-	10,000	15,000	-	-	
Encumbered	-	-	-	-	-	-	-	
<b>Total Library CIP</b>	Available	-	-	-	35,000	-	-	35,000
Budget	623,000	800,000	946,000	1,303,000	468,000	1,180,000	1,165,000	
Expended	623,000	781,647	942,523	1,298,765	371,233	780,788	266,334	
Encumbered	-	18,348	-	-	44,295	140,745	80,458	
<b>Total Facilities CIP</b>	Available	-	5	3,477	4,235	52,472	258,468	1,136,864
Budget	195,000	293,500	250,077	195,000.00	195,000.00	255,000	-	
Expended	195,000	293,500	250,077	195,000.00	195,000.00	213,185	-	
Encumbered	-	-	-	-	-	38,208	-	
<b>Total Police CIP</b>	Available	-	-	-	-	3,607	-	3,607
Budget	20,000	63,500	214,000	-	96,000	88,000	-	
Expended	20,000	61,353	205,282	-	96,000	77,383	-	
Encumbered	-	-	-	-	-	-	-	
<b>Total Fire CIP</b>	Available	-	2,147	8,718	-	10,617	-	21,482
Budget	285,000	415,000	328,000	400,000	-	165,000	170,000	
Expended	275,800	366,924	328,000	399,118	-	20,277	-	
Encumbered	-	1,944	-	881	-	106,944	-	
<b>Total DPW CIP</b>	Available	9,200	46,132	-	0	37,779	170,000	263,112
Budget	1,420,000	2,183,232	2,225,077	2,952,098	1,711,108	1,825,000	1,485,000	
Expended	1,380,800	2,091,309	2,132,718	2,725,230	1,479,341	1,216,263	283,697	
Encumbered	-	29,592	34,429	16,135	44,295	292,650	117,528	
<b>Total Town CIP</b>	Available	39,200	62,330	57,931	210,733	187,472	1,083,776	1,957,528
Budget	2,540,000	3,678,875	3,265,077	3,963,698	2,861,108	3,010,000	2,756,500	
Expended	2,500,800	3,586,952	3,172,718	3,721,117	2,543,011	2,268,643	1,035,181	
Encumbered	-	29,592	34,429	21,864	58,342	353,839	180,906	
<b>Grand Total</b>	Available	39,200	62,330	57,931	220,717	259,754	1,540,413	2,567,863