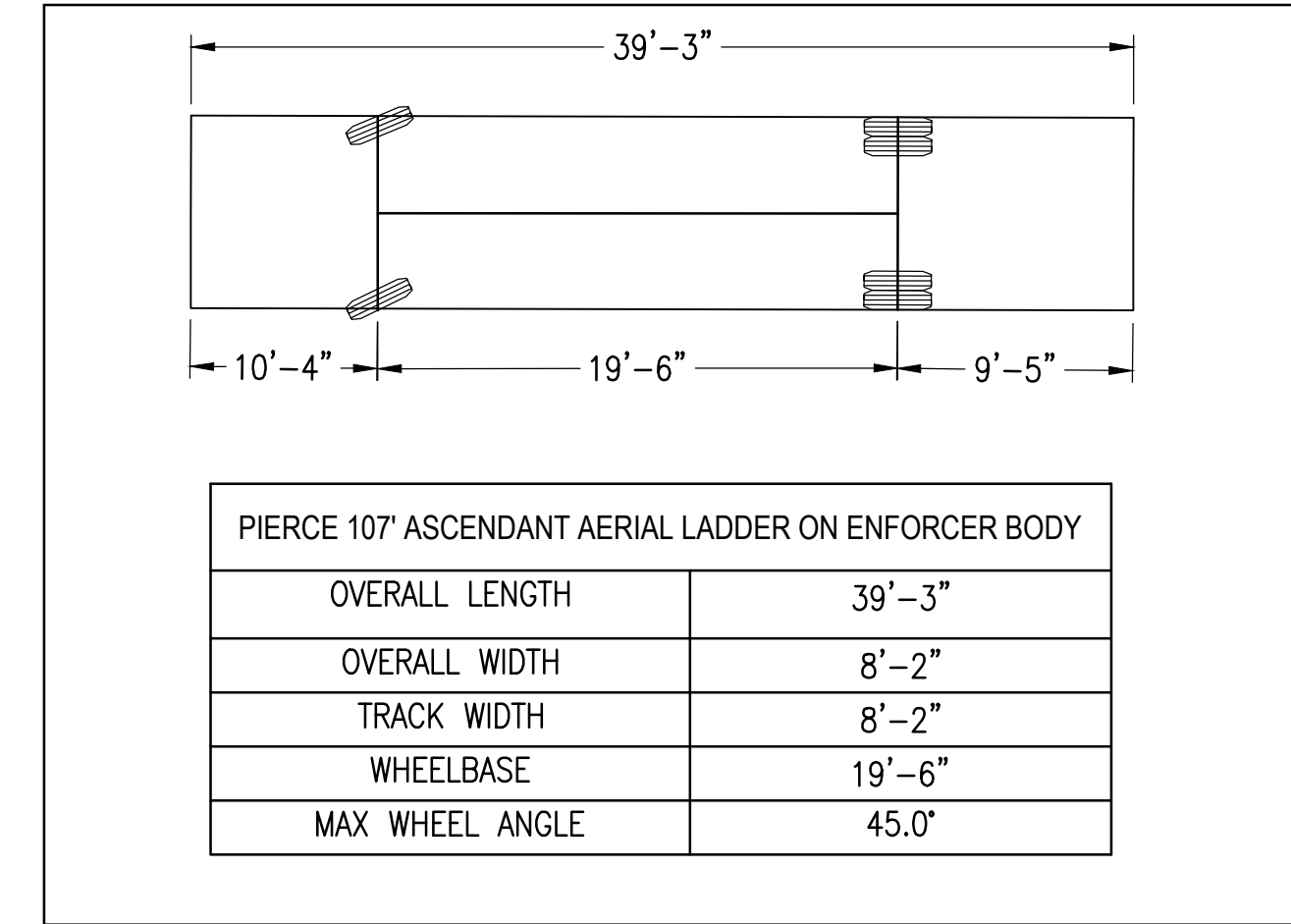
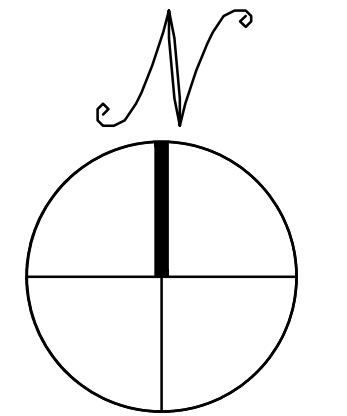
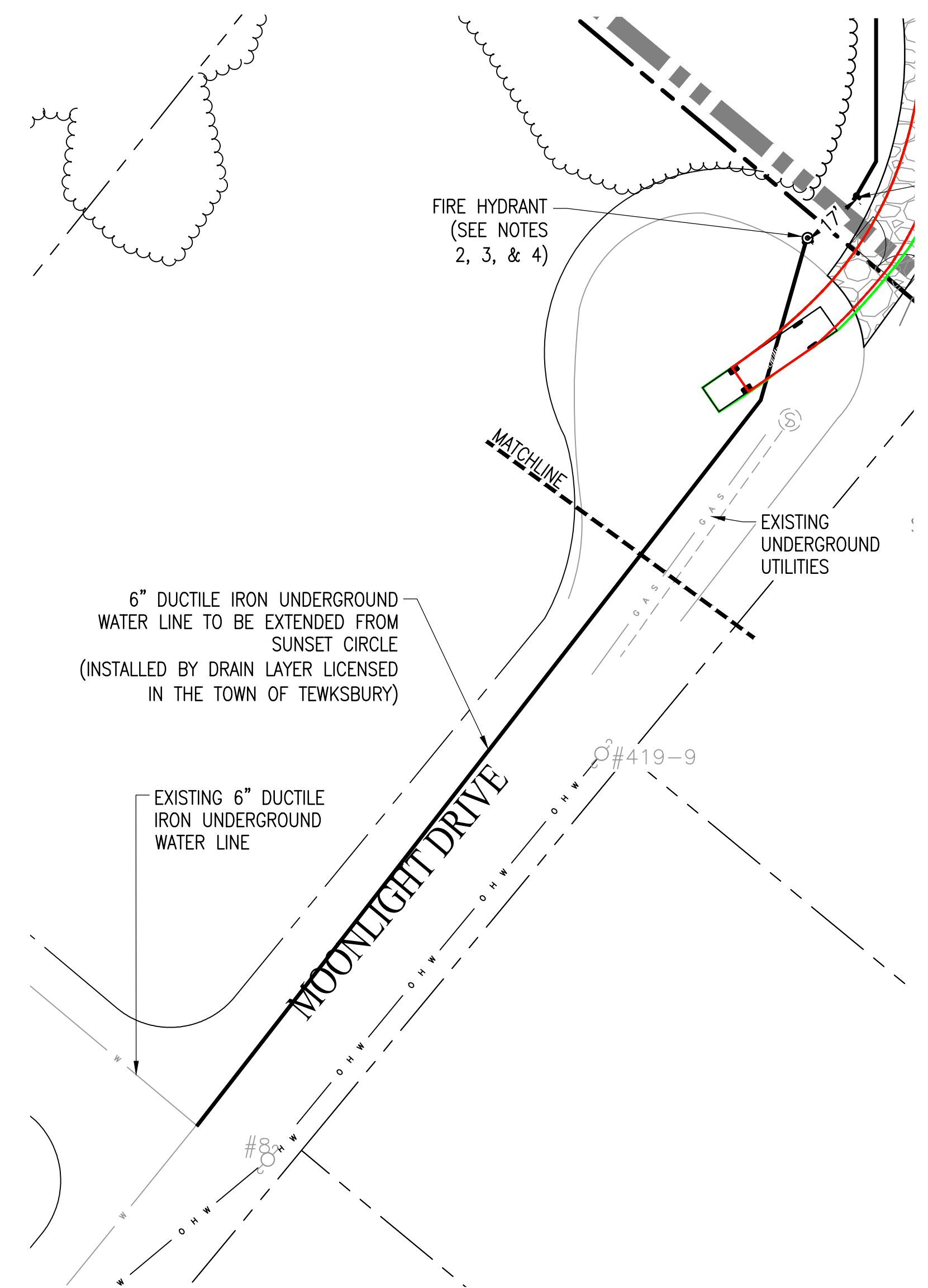


NOTES:

- MANUAL DRY-TYPE STANDPIPE w/FD CONNECTION SHALL BE CONNECTED TO A PIPING NETWORK THAT IS PLUMBED DIRECTLY INTO THE BATTERY SEGMENT ENCLOSURES. THE SYSTEM SHALL BE DESIGNED BY A THIRD PARTY FIRE PROTECTION ENGINEER.
- HYDRANT SHALL BE AMERICAN DARLING, 5 1/4" MODEL B-84-B OPEN LEFT (COUNTERCLOCKWISE) ONLY, WITH THE FOLLOWING FEATURES:
 - ONE 4 1/2 INCH STEAMER NOZZLE AND TWO 2 1/2 INCH HOSE NOZZLES, NST,
 - CAP CHAINS FOR ALL NOZZLE CAPS,
 - ARROW AND WORD "OPEN" INDICATING DIRECTION TO TURN STEM,
 - NUMBER TAG "HYDRA-TAG" BY ASSURED FLOW SALES, INC. OR SIMILAR BRASS PRODUCT
 - BASE CONNECTION: 6" MJ
 - COLOR: RED, WITH YELLOW FIELD PAINTED NOZZLE AND COVER CAPS
 - 5 1/2 -FOOT BURY, UNLESS OTHERWISE SPECIFIED.
- HYDRANT CONNECTION SHALL BE 6" RESTRAINED PIPE WITH GATE VALVE. ANCHOR TEE MUST BE USED TO CONNECT TO WATER MAIN.
- INSTALLATION SHALL BE IN ACCORDANCE WITH DPW STANDARDS AND SHALL INCLUDE CONCRETE OR STONE BLOCK AND 3/4" STONE PACK FOR DRAIN AT THE BASE OF THE HYDRANT.



DESIGN VEHICLE DETAIL



FIRE SAFETY PLAN WITH MANUAL DRY-TYPE STANDPIPE DESIGN

SCALE: 1" = 30'

THIS DOCUMENT IS PROVIDED BY BORREGO SOLAR SYSTEMS, INC. TO FACILITATE THE SALE OF THE RENEWABLE ENERGY PROJECT REPRESENTED HEREIN. REPRODUCTION, RELEASE OR UTILIZATION FOR ANY OTHER PURPOSE, WITHOUT PRIOR WRITTEN CONSENT IS STRICTLY PROHIBITED.

BORREGO
55 TECHNOLOGY DRIVE, SUITE 102
LOWELL, MA 01851
PHONE: (978) 808-4273
FAX: (978) 843-6778
WWW.BORREGOSOLAR.COM

NOT FOR CONSTRUCTION

IT IS A VIOLATION OF LAW FOR ANY PERSON TO ALTER ANY DOCUMENT WHICH BEARS THE SEAL OF A PROFESSIONAL ENGINEER, UNLESS THEY ARE ACTING UNDER THE DIRECTION OF A LICENSED PROFESSIONAL ENGINEER.

1320 S STREET
ANDOVER, MA 01810

PROJECT NUMBER:
120-0345

| REV | DATE | DRAWN | CHECKED | RELEASE LEVEL | COMMENTS |
|-----|---------|-------|---------|-------------------------|----------|
| 1 | 4/12/22 | CS | BS | SITE USE PERMIT SET | |
| 2 | 6/14/22 | CS | BS | RESPONSE TO PEER REVIEW | |

SCALES STATED ON DRAWINGS ARE VALID ONLY WHEN PLOTTED ARCH D 24" X 36"

