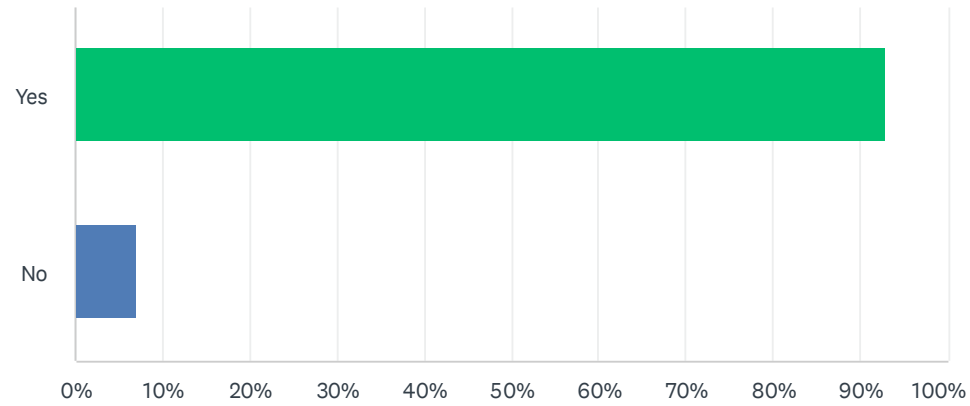


Q1 Have you been inside Andover Old Town Hall?

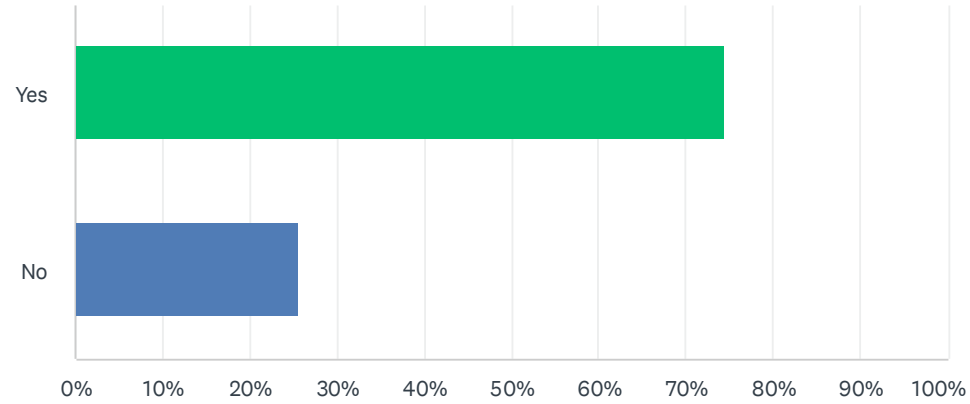
Answered: 308 Skipped: 1



ANSWER CHOICES	RESPONSES	
Yes	92.86%	286
No	7.14%	22
TOTAL		308

Q2 Have you attended a special event at Old Town Hall?

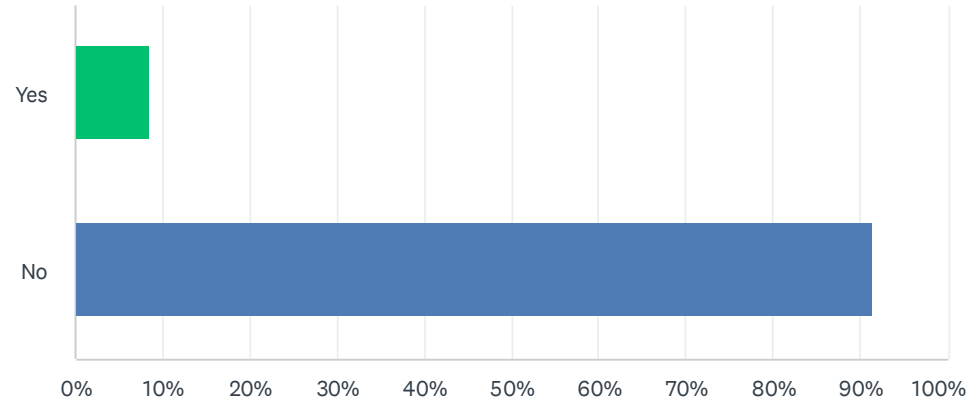
Answered: 308 Skipped: 1



ANSWER CHOICES	RESPONSES	
Yes	74.35%	229
No	25.65%	79
TOTAL		308

Q3 Have you rented space at Andover Old Town Hall?

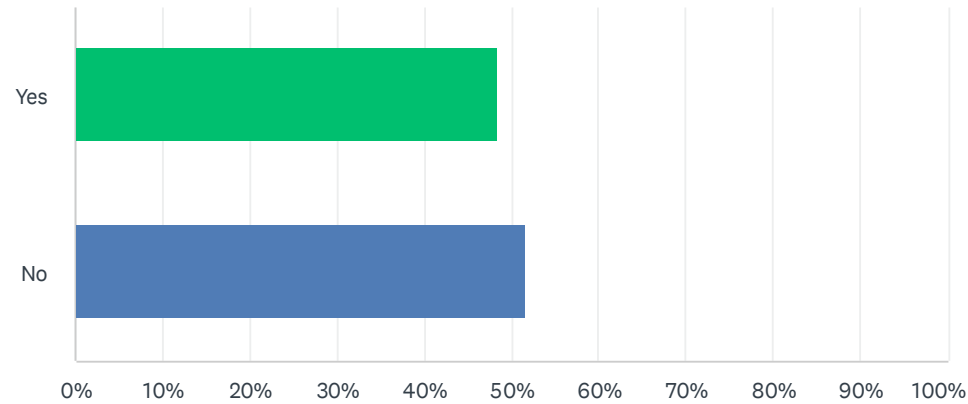
Answered: 307 Skipped: 2



ANSWER CHOICES	RESPONSES	
Yes	8.47%	26
No	91.53%	281
TOTAL		307

Q4 Do you use the Post Office located at Andover Old Town Hall?

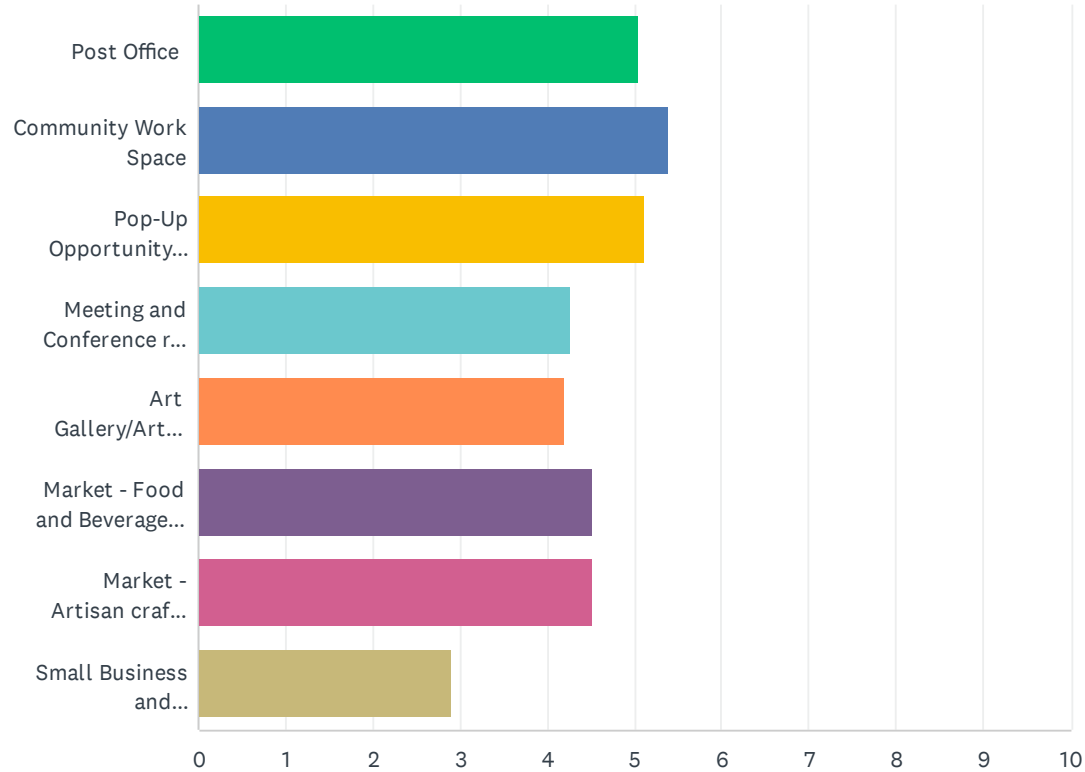
Answered: 308 Skipped: 1



ANSWER CHOICES	RESPONSES	
Yes	48.38%	149
No	51.62%	159
TOTAL		308

Q5 Reviewing the floor plan for the 1st floor level of Andover Old Town Hall, please rate your top 5 preferred uses of this 1st floor level. #1 is your top choice and # 5 if your last choice. Click and drag to re-order your responses.

Answered: 304 Skipped: 5



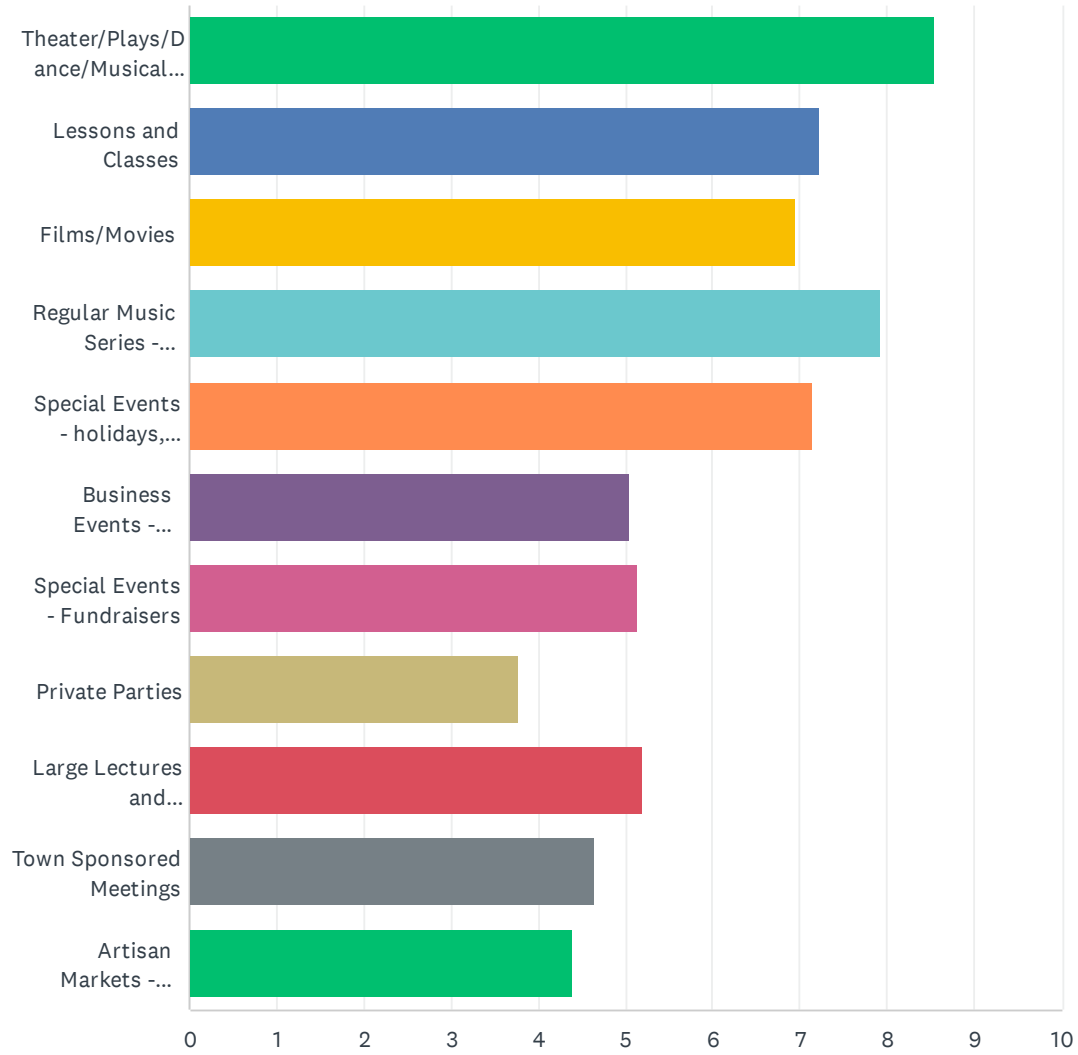
Old Town Hall Survey

	1	2	3	4	5	6	7	8	TOTAL	SCORE
Post Office	29.28% 89	5.26% 16	6.58% 20	15.79% 48	14.80% 45	11.51% 35	5.92% 18	10.86% 33	304	5.06
Community Work Space	25.00% 76	12.17% 37	14.14% 43	15.13% 46	9.54% 29	12.83% 39	6.58% 20	4.61% 14	304	5.40
Pop-Up Opportunity Space	7.24% 22	15.13% 46	21.38% 65	17.43% 53	24.34% 74	8.88% 27	3.29% 10	2.30% 7	304	5.12
Meeting and Conference room space	5.26% 16	22.04% 67	6.58% 20	8.88% 27	12.17% 37	15.46% 47	22.37% 68	7.24% 22	304	4.27
Art Gallery/Art Openings	5.59% 17	12.17% 37	15.79% 48	15.46% 47	9.54% 29	14.80% 45	8.88% 27	17.76% 54	304	4.20
Market - Food and Beverage - grab and go	16.78% 51	14.14% 43	6.58% 20	7.57% 23	9.87% 30	21.05% 64	15.79% 48	8.22% 25	304	4.53
Market - Artisan crafts and retail	8.55% 26	16.78% 51	15.46% 47	11.84% 36	9.54% 29	6.58% 20	24.34% 74	6.91% 21	304	4.51
Small Business and Professional Services	2.30% 7	2.30% 7	13.49% 41	7.89% 24	10.20% 31	8.88% 27	12.83% 39	42.11% 128	304	2.90

Q6 Reviewing the floor plan for the 2nd floor level of Andover Old Town Hall, please rate your top 7 preferred uses of this 2nd floor level. #1 is your top choice and # 7 if your last choice. Click and drag to re-order your responses.

Answered: 305 Skipped: 4

Old Town Hall Survey

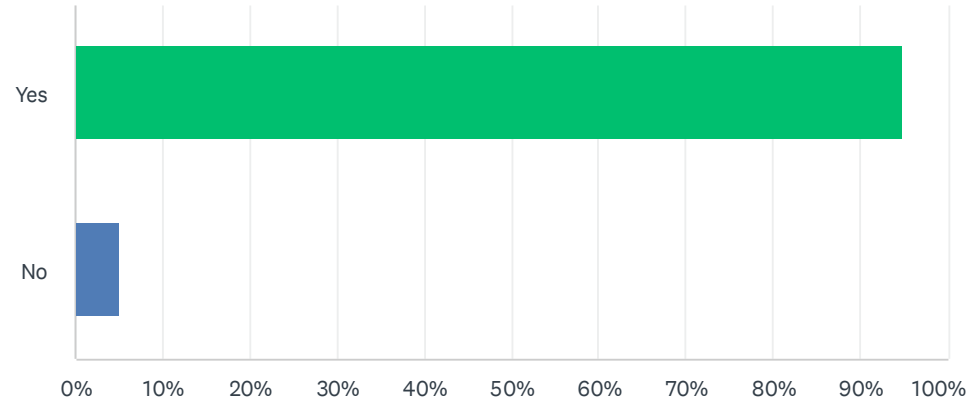


Old Town Hall Survey

	1	2	3	4	5	6	7	8	9	10	11	TOTAL	SCORE
Theater/Plays/Dance/Musical Performances	35.74% 109	17.05% 52	15.08% 46	6.89% 21	2.62% 8	3.93% 12	3.93% 12	2.95% 9	4.26% 13	6.56% 20	0.98% 3	305	8.55
Lessons and Classes	3.93% 12	15.08% 46	14.43% 44	20.98% 64	10.82% 33	12.79% 39	6.23% 19	6.56% 20	3.93% 12	3.28% 10	1.97% 6	305	7.22
Films/Movies	8.52% 26	12.13% 37	17.05% 52	13.11% 40	10.49% 32	6.56% 20	7.21% 22	7.87% 24	10.49% 32	4.59% 14	1.97% 6	305	6.96
Regular Music Series - acoustic, coffee house, etc.	13.77% 42	22.62% 69	12.13% 37	13.77% 42	12.46% 38	6.56% 20	5.25% 16	5.90% 18	4.92% 15	1.97% 6	0.66% 2	305	7.93
Special Events - holidays, seasonal	3.93% 12	5.90% 18	15.41% 47	13.77% 42	29.51% 90	14.75% 45	7.21% 22	6.23% 19	1.64% 5	0.98% 3	0.66% 2	305	7.15
Business Events - networking, meetings	3.61% 11	5.57% 17	3.61% 11	8.20% 25	3.28% 10	13.44% 41	14.75% 45	16.72% 51	12.79% 39	10.82% 33	7.21% 22	305	5.05
Special Events - Fundraisers	1.31% 4	1.64% 5	3.61% 11	5.57% 17	7.54% 23	21.31% 65	20.33% 62	16.72% 51	14.43% 44	5.90% 18	1.64% 5	305	5.14
Private Parties	1.97% 6	1.97% 6	1.64% 5	2.62% 8	5.90% 18	4.59% 14	13.11% 40	15.74% 48	15.74% 48	19.34% 59	17.38% 53	305	3.78
Large Lectures and Presentations	1.31% 4	8.52% 26	9.84% 30	6.56% 20	9.18% 28	6.56% 20	7.54% 23	10.16% 31	19.34% 59	18.69% 57	2.30% 7	305	5.20
Town Sponsored Meetings	15.08% 46	5.25% 16	2.30% 7	2.30% 7	2.30% 7	5.90% 18	7.87% 24	6.23% 19	8.85% 27	20.00% 61	23.93% 73	305	4.64
Artisan Markets - Food/Crafts/Art	10.82% 33	4.26% 13	4.92% 15	6.23% 19	5.90% 18	3.61% 11	6.56% 20	4.92% 15	3.61% 11	7.87% 24	41.31% 126	305	4.39

Q7 Do you live in Andover?

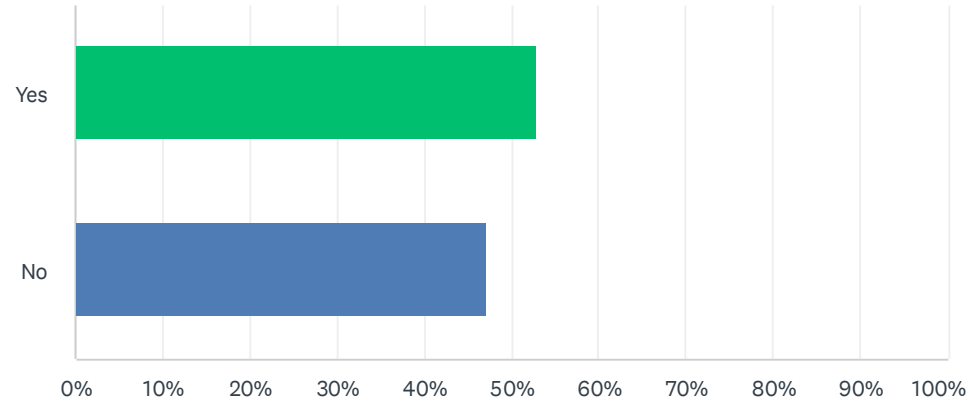
Answered: 308 Skipped: 1



ANSWER CHOICES	RESPONSES	
Yes	94.81%	292
No	5.19%	16
TOTAL		308

Q8 Do you work in Andover?

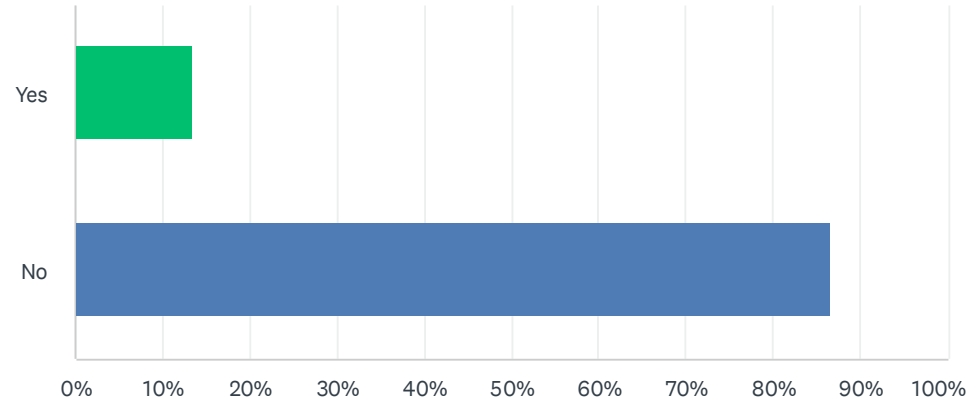
Answered: 308 Skipped: 1



ANSWER CHOICES	RESPONSES	
Yes	52.92%	163
No	47.08%	145
TOTAL		308

Q9 Do you own a business in Andover?

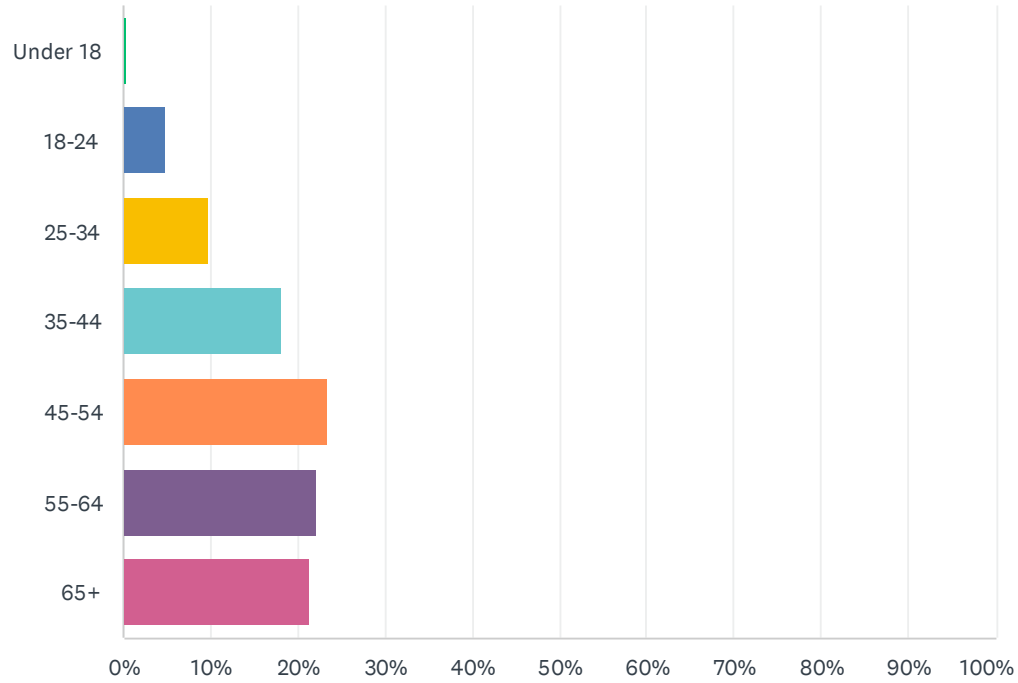
Answered: 307 Skipped: 2



ANSWER CHOICES	RESPONSES	
Yes	13.36%	41
No	86.64%	266
TOTAL		307

Q10 What is your age range?

Answered: 308 Skipped: 1



Old Town Hall Survey

ANSWER CHOICES	RESPONSES	
Under 18	0.32%	1
18-24	4.87%	15
25-34	9.74%	30
35-44	18.18%	56
45-54	23.38%	72
55-64	22.08%	68
65+	21.43%	66
TOTAL		308

Q11 Addtional Comments

Answered: 107 Skipped: 202