



**Calculation Summary**

Label	CalcType	Units	Avg	Max	Min	Avg/Min	Max/Min	Description	PtSpclr	PtSpctb	Meter Type
CalcPts Ground	Illuminance	Fc	1.22	9.3	0.0	N.A.	N.A.	Readings Taken at 0'-0"AFG	10	10	Horizontal
StatArea Parking	Illuminance	Fc	2.86	8.7	0.3	9.53	29.00	Readings Taken at 0'-0"AFG			
StatArea Parking 2	Illuminance	Fc	1.77	8.3	0.1	17.70	83.00	Readings Taken at 0'-0"AFG			

**Luminaire Schedule** All quotes/orders generated from this layout must be forwarded to the Local Rep Agency

Symbol	Qty	Tag	Label	Arrangement	Lum. Lumens	Arr. Lum. Lumens	LLF	Description	Lum. Watts	Arr. Watts	Total Watts	BUG Rating
	8	B	ALEDS3T	Single	7951	7951	1.000	60w 5K Type 3	57.7	57.7	461.6	B1-U0-G2
	4	A2	ALEDS4T 2 @ 180	Back-Back	8095	16190	1.000	60w 5K Type 4	58	116	464	B1-U0-G2
	10	A	ALEDS4T	Single	8095	8095	1.000	60w 5K Type 4	58	58	580	B1-U0-G2

**Expanded Luminaire Location Summary**

LumNo	Tag	X	Y	MTG HT	Orient	Tilt
1	A	9869.099	10202.242	15	323.732	0
2	A	9940.447	10289.681	15	318.664	0
3	A	10040.974	10312.007	15	327.215	0
4	A2	9970.527	10156.43	15	50.112	0
4	A2	9968.219	10153.668	15	230.112	0
5	A2	10026.722	10110.34	15	50.412	0
5	A2	10024.428	10107.566	15	230.412	0
6	B	10051.908	10051.518	15	141.927	0
7	B	10096.231	10104.151	15	142.09	0
8	B	9965.791	10061.334	15	50.043	0
9	A2	9948.372	10198.591	15	48.652	0
9	A2	9945.994	10195.889	15	228.652	0
10	A	10147.56	10328.99	15	228.224	0
11	A	10204.64	10279.392	15	229.454	0
12	A2	10006.478	10271.794	15	48.652	0
12	A2	10004.1	10269.092	15	228.652	0
13	B	10095.419	10276.58	15	46.457	0
14	B	10153.926	10226.051	15	46.457	0
15	A	9906.325	10249.672	15	317.49	0
16	A	9973.997	10331.699	15	318.915	0
17	B	10047.846	10189.27	15	226.869	0
18	A	10287.314	10213.6	15	229.454	0
19	A	10224.354	10029.702	15	141.927	0
20	A	10268.677	10082.335	15	142.09	0
21	B	10243.54	10144.152	15	322.71	0
22	B	10144.495	10044.065	15	321.49	0

Total Quantity: 26

**NOTES:**

\* The light loss factor (LLF) is a product of many variables. RAB's standard is to use the initial 1.0 LLF in accordance with most municipal lighting ordinance light trespass requirements, unless otherwise noted.

\* Illumination values shown (in footcandles) are the predicted results for planes of calculation either horizontal, vertical or inclined as designated in the calculation summary. Meter orientation is normal to the plane of calculation.

\* The calculated results of this lighting simulation represent an anticipated prediction of system performance. Actual measured results may vary from the anticipated performance and are subject to means and methods which are beyond the control of RAB Lighting Inc.

\* Mounting height determination is job site specific, our lighting simulations assume a mounting height (insertion point of the luminaire symbol) to be taken at the top of the symbol for ceiling mounted luminaires and at the bottom of the symbol for all other luminaire mounting configurations.

\* RAB disclaims all responsibility for the suitability of existing or proposed poles and bases to support proposed fixtures. This is the owner's, installer's and/or end-user's responsibility based on the weight and effective projected area ("EPA") of the proposed fixtures and the owner's site and soil conditions, wind zone, and many other factors. A professional engineer licensed to practice in the state the site is located should be engaged to assist in this determination.

\* The landscape material shown hereon is conceptual and is not intended to be an accurate representation of any particular plant, shrub, bush, or tree, as these materials are living objects, and subject to constant change. The conceptual objects shown are for illustrative purposes only. The actual illumination values measured in the field will vary.

\* Photometric model elements such as buildings, rooms, plants, furnishings or any architectural details which impact the dispersion of light must be detailed by the customer documents for inclusion in the RAB Lighting Design. The owner/contractor/customer/end-user must provide accurate and complete construction drawings that reflect what will be the final construction RAB is not responsible for any inaccuracies caused by incomplete, inaccurate, or outdated information provided by the owner/contractor/customer/end-user.

\* RAB Lighting Inc. luminaire and product designs are protected under U.S. and International intellectual property laws. Patents issued or pending may apply. Please see www.rablighting.com/ip.

\* The Lighting Analysis, ELayout, Energy Analysis and/or Visual Simulation ("Lighting Design") provided by RAB Lighting Inc. ("RAB") represents an anticipated prediction of lighting system performance based upon design parameters and information supplied by others. These design parameters and information provided by others have not been field verified by RAB and therefore actual measured results may vary from the actual field conditions. RAB recommends that design parameters and other information be field verified to reduce variation.

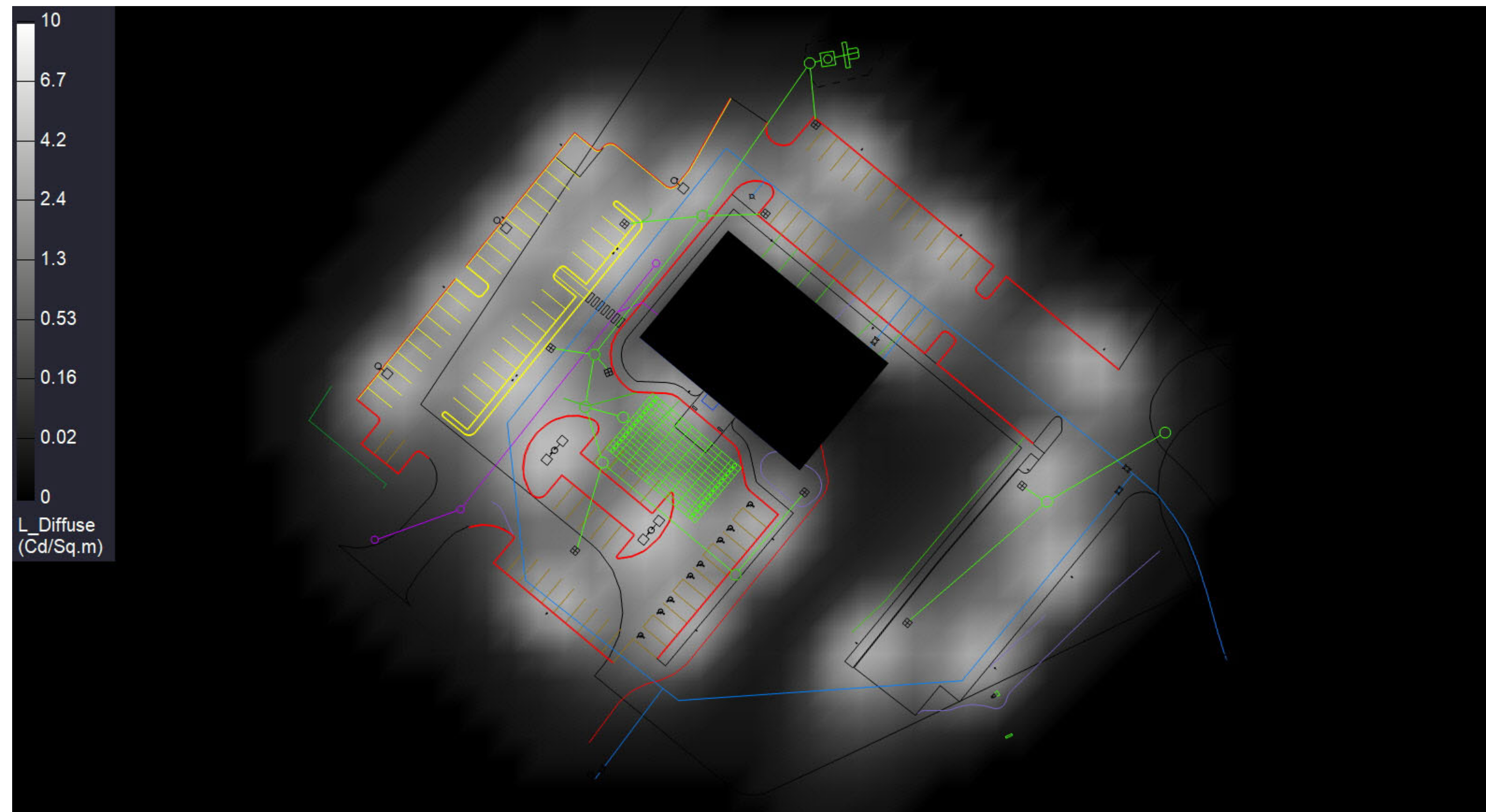
\* RAB does not warranty, either implied or stated, actual measured light levels or energy consumption levels as compared to those illustrated by the Lighting Design.

\* RAB does not warranty, either implied or stated, nor represents the appropriateness, completeness or suitability of the Lighting Design as compliant with any applicable regulatory code requirements with the exception of those expressly stated on drawings created and submitted by RAB. The Lighting Design is issued, in whole or in part, as advisory documents for informational and convenience purposes only, is not intended for construction nor as a part of a project's construction documentation package and should not be relied upon for any purpose.

\* Immediately prior to any party ordering RAB products used in the Lighting Design, the ordering party must verify that the lumen output of the fixtures being ordered (as shown on RAB's website) match the lumen output shown in the Lighting Design. Occasionally, Lighting Designs previously provided use fixtures that are then updated prior to an order and such updates could change the lumen output of the fixture. This in turn, could impact the installed lighting performance that differs from the Lighting Design.

**Luminaire Tag Summary**

Tag	Qty
A	10
A2	8
B	8



Plan View

The Lighting Analysis, ELayout, Energy Analysis and/or Visual Simulation ("Lighting Design") provided by RAB Lighting Inc. ("RAB") represents an anticipated prediction of lighting system performance based upon design parameters and information supplied by others. These design parameters and information provided by others have not been field verified by RAB and therefore actual measured results may vary from the actual field conditions. RAB recommends that design parameters and other information be field verified to reduce variation.

RAB does not warranty, either implied or stated, actual measured light levels or energy consumption levels as compared to those illustrated by the Lighting Design. RAB does not warranty, either implied or stated, nor represents the appropriateness, completeness or suitability of the Lighting Design as compliant with any applicable regulatory code requirements with the exception of those expressly stated on drawings created and submitted by RAB. The Lighting Design is issued, in whole or in part, as advisory documents for informational and convenience purposes only, is not intended for construction nor as a part of a project's construction documentation package and should not be relied upon for any purpose.

\* Immediately prior to any party ordering RAB products used in the Lighting Design, the ordering party must verify that the lumen output of the fixtures being ordered (as shown on RAB's website) match the lumen output shown in the Lighting Design. Occasionally, Lighting Designs previously provided use fixtures that are then updated prior to an order and such updates could change the lumen output of the fixture. This in turn, could impact the installed lighting performance that differs from the Lighting Design.

Scale: as noted	PROJECT # 237856
Date: 10/7/2024	CASE # 01444406
Filename: Doctors Park 140 Harvest St Lighting Layout 01444406B.AGI	
Drawn By: S Elliott	

Job Name:  
Doctor Park 140 Harvest St  
Lighting Layout  
Version B

Prepared For:  
Holbrook Associated Warehouse  
PO Box 401  
35 Reservoir Park Dr  
Rockland, MA 02370

Filename: Z:\Job Files\Holbrook Associated\101064\Doctors Park 140 Harvest St\Working Files\AGI\Doctors Park 140 Harvest St Lighting Layout 01444406B.AGI



Color: Bronze

Weight: 13.2 lbs

<b>Project:</b>	<b>Type:</b>
<b>Prepared By:</b>	<b>Date:</b>

Driver Info		LED Info	
Type	Constant Current	Watts	80W
120V	0.67A	Color Temp	5000K (Cool)
208V	0.40A	Color Accuracy	82/82/81 CRI
240V	0.34A	L70 Lifespan	100,000 Hours
277V	0.30A	Lumens	5822/8095/10936 lm
Input Watts	40.4/58.0/82.2W	Efficacy	144.0/139.6/133.0 lm/W

## Technical Specifications

### Field Adjustability

#### Field Adjustable (Wattage):

Field adjustable light output in 3 discrete steps:  
Small Housing: 80W/60W/40W (factory default 80W)

### Compliance

#### UL Listed:

Suitable for wet locations

#### IP Rating:

Ingress protection rating of IP66 for dust and water

#### IESNA LM-79 & LM-80 Testing:

RAB LED luminaires and LED components have been tested by an independent laboratory in accordance with IESNA LM-79 and LM-80.

#### Trade Agreements Act Compliant:

This product is a product of Cambodia and a "designated country" end product that complies with the Trade Agreements Act

#### DLC Listed:

This product is listed by Design Lights Consortium (DLC) as an ultra-efficient premium product that qualifies for the highest tier of rebates from DLC Member Utilities. Designed to meet DLC 5.1 requirements.  
DLC Product Code: S-8SFNLC

### LED Characteristics

#### LEDs:

Long-life, high-efficiency, discrete, surface-mount LEDs

#### Color Consistency:

7-step MacAdam Ellipse binning to achieve consistent fixture-to-fixture color

#### Color Stability:

LED color temperature is warranted to shift no more than 200K in color temperature over a 5-year period

#### Color Uniformity:

RAB's range of Correlated Color Temperature follows the guidelines of the American National Standard for (SSL) Products, ANSI C78.377-2017.

### Electrical

#### Driver:

40W: Constant Current, Class 2, 120-277V, 50/60 Hz, 120V: 0.34A, 208V: 0.20A, 240V: 0.17A, 277V: 0.15A

60W: Constant Current, Class 2, 120-277V, 50/60 Hz, 120V: 0.50A, 208V: 0.30A, 240V: 0.25A, 277V: 0.22A

80W: Constant Current, Class 2, 120-277V, 50/60 Hz, 120V: 0.67A, 208V: 0.40A, 240V: 0.34A, 277V: 0.30A

### Dimming Driver:

Driver includes dimming control wiring for 0-10V dimming systems. Requires separate 0-10V DC dimming circuit. Dims down to 10%.

#### THD:

2.06% at 120V, 7.78% at 277V

#### Power Factor:

99.9% at 120V, 96.6% at 277V

#### Surge Protection:

Line to Line: 10kV  
Line to Ground: 6kV

### Performance

#### Lifespan:

100,000-Hour LED lifespan based on IES LM-80 results and TM-21 calculations

#### Wattage Equivalency:

Equivalent to 250W Metal Halide

### Construction

#### IES Classification:

The Type IV distribution is especially suited for mounting on the sides of buildings and walls, and for illuminating the perimeter of parking areas. It produces a semicircular distribution with essentially the same candlepower at lateral angles from 90° to 270°.

## Technical Specifications (continued)

**Cold Weather Starting:**

The minimum starting temperature is -40°C (-40°F)

**Ambient Temperature :**

Max Power Temp Rating: 40°C (104°F)

Middle Power Temp Rating: 52°C (125°F)

Low Power Temp Rating: 58°C (137°F)

**Housing:**

Die-cast aluminum

**Mounting:**

Universal mounting arm compatible for hole spacing patterns from 1" to 5 1/2" center to center. Round Pole Adaptor plate included as a standard. Easy slide and lock to mount fixture with ease.

**Reflector:**

Aluminum reflector with white polycarbonate

**Vibration Rating:**

3G vibration rating per ANSI C136.31

**Effective Projected Area:**

1 Fixture: 0.35

2 Fixtures at 90°: 0.54

2 Fixtures at 180°: 0.7

3 Fixtures at 90°: 0.9

4 Fixtures at 90°: 0.9

**Gaskets:**

High-temperature silicone gaskets

**Finish:**

Formulated for high durability and long-lasting color

**Green Technology:**

Mercury and UV free. RoHS-compliant components.

**Optical****Bug Rating:**

80W: B1 U0 G2

60W: B1 U0 G2

40W: B1 U0 G2

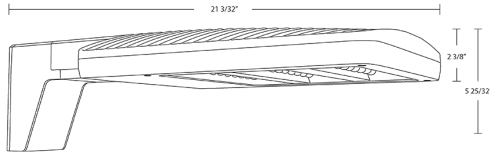
**Other****Warranty:**

RAB warrants that our LED products will be free from defects in materials and workmanship for a period of ten (10) years from the date of delivery to the end user, including coverage of light output, color stability, driver performance and fixture finish. RAB's warranty is subject to all terms and conditions found at [rablighting.com/warranty](http://rablighting.com/warranty).

**Buy American Act Compliance:**

RAB values USA manufacturing! Upon request, RAB may be able to manufacture this product to be compliant with the Buy American Act (BAA). Please contact customer service to request a quote for the product to be made BAA compliant.

## Dimensions



## Features

- 0-10V dimmable standard
- IP66 Rated
- 100,000-Hour LED lifespan
- 10-Year, No-Compromise Warranty

## Ordering Matrix

Family	Housing Size	Distribution	Mounting	Color Temp	Finish	Voltage	Options
ALED	S	4T					
	<b>M</b> = Medium (150W/90W/78W) <b>L</b> = Large (260W/220W/170W) <b>XL</b> = Extra Large (385W/345W/300W) <b>S</b> = Small (80W/60W/40W)	<b>2T</b> = Type II <b>3T</b> = Type III <b>4T</b> = Type IV <b>5T</b> = Type V <b>AT</b> = Auto Dealership Optic	<b>Blank</b> = Universal Pole Mount <b>SF</b> = Slipfitter <b>WM</b> = Wall Mount	<b>Blank</b> = 5000K Cool <b>Y</b> = 3000K Warm <b>N</b> = 4000K Neutral	<b>Blank</b> = Bronze <b>W</b> = White <b>B</b> = Black	<b>Blank</b> = 120-277V, 0-10V Dimming <b>/480</b> = 480V, 0-10V Dimming <sup>1</sup>	<b>Blank</b> = No Option <b>/7PR</b> = 7 Pin Twistlock Receptacle <b>/WS2</b> = Wattstopper, 20ft lens <b>/WS4</b> = Wattstopper, 40ft lens <sup>2</sup>

<sup>1</sup> 480V available in Medium, Large & Extra Large fixtures only  
<sup>2</sup> Wattstopper option available in Large & Extra Large fixtures only



Color: Bronze

Weight: 13.2 lbs

**Project:**

**Type:**

**Prepared By:**

**Date:**

### Driver Info

Type	Constant Current
120V	0.67A
208V	0.40A
240V	0.34A
277V	0.30A
Input Watts	40.2/57.7/81.8W

### LED Info

Watts	80W
Color Temp	5000K (Cool)
Color Accuracy	82 CRI
L70 Lifespan	100,000 Hours
Lumens	5719/7951/10742 lm
Efficacy	142.3/137.8/131.3 lm/W

## Technical Specifications

### Field Adjustability

#### Field Adjustable (Wattage):

Field adjustable light output in 3 discrete steps:  
Small Housing: 80W/60W/40W (factory default 80W)

### Compliance

#### UL Listed:

Suitable for wet locations

#### IP Rating:

Ingress protection rating of IP66 for dust and water

#### IESNA LM-79 & LM-80 Testing:

RAB LED luminaires and LED components have been tested by an independent laboratory in accordance with IESNA LM-79 and LM-80.

#### Trade Agreements Act Compliant:

This product is a product of Cambodia and a "designated country" end product that complies with the Trade Agreements Act

#### DLC Listed:

This product is listed by Design Lights Consortium (DLC) as an ultra-efficient premium product that qualifies for the highest tier of rebates from DLC Member Utilities. Designed to meet DLC 5.1 requirements.  
DLC Product Code: S-95WZ1B

### LED Characteristics

#### LEDs:

Long-life, high-efficiency, discrete, surface-mount LEDs

#### Color Consistency:

7-step MacAdam Ellipse binning to achieve consistent fixture-to-fixture color

#### Color Stability:

LED color temperature is warranted to shift no more than 200K in color temperature over a 5-year period

#### Color Uniformity:

RAB's range of Correlated Color Temperature follows the guidelines of the American National Standard for (SSL) Products, ANSI C78.377-2017.

### Electrical

#### Driver:

40W: Constant Current, Class 2, 120-277V, 50/60 Hz, 120V: 0.34A, 208V: 0.20A, 240V: 0.17A, 277V: 0.15A

60W: Constant Current, Class 2, 120-277V, 50/60 Hz, 120V: 0.50A, 208V: 0.30A, 240V: 0.25A, 277V: 0.22A

80W: Constant Current, Class 2, 120-277V, 50/60 Hz, 120V: 0.67A, 208V: 0.40A, 240V: 0.34A, 277V: 0.30A

### Dimming Driver:

Driver includes dimming control wiring for 0-10V dimming systems. Requires separate 0-10V DC dimming circuit. Dims down to 10%.

#### THD:

1.96% at 120V, 7.7% at 277V

#### Power Factor:

99.9% at 120V, 96.5% at 277V

#### Surge Protection:

Line to Line: 10kV  
Line to Ground: 6kV

### Performance

#### Lifespan:

100,000-Hour LED lifespan based on IES LM-80 results and TM-21 calculations

#### Wattage Equivalency:

Equivalent to 250W Metal Halide

### Construction

#### IES Classification:

The Type III distribution is meant to be located near the side of an area, projecting the light outward to fill the area. Ideal for roadways, general parking areas, lighting applications and where a large pool of light is required.

## Technical Specifications (continued)

**Cold Weather Starting:**

The minimum starting temperature is -40°C (-40°F)

**Ambient Temperature :**

Max Power Temp Rating: 40°C (104°F)

Middle Power Temp Rating: 52°C (125°F)

Low Power Temp Rating: 58°C (137°F)

**Housing:**

Die-cast aluminum

**Mounting:**

Universal mounting arm compatible for hole spacing patterns from 1" to 3" center to center. Round Pole Adaptor plate included as a standard. Easy slide and lock to mount fixture with ease.

**Reflector:**

Aluminum reflector with white polycarbonate

**Vibration Rating:**

3G vibration rating per ANSI C136.31

**Effective Projected Area:**

1 Fixture: 0.35

2 Fixtures at 90°: 0.54

2 Fixtures at 180°: 0.7

3 Fixtures at 90°: 0.9

4 Fixtures at 90°: 0.9

**Gaskets:**

High-temperature silicone gaskets

**Finish:**

Formulated for high durability and long-lasting color

**Green Technology:**

Mercury and UV free. RoHS-compliant components.

**Optical****Bug Rating:**

80W: B1 U0 G2

60W: B1 U0 G2

40W: B1 U0 G1

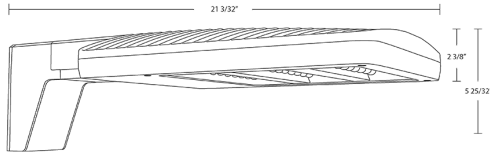
**Other****Warranty:**

RAB warrants that our LED products will be free from defects in materials and workmanship for a period of ten (10) years from the date of delivery to the end user, including coverage of light output, color stability, driver performance and fixture finish. RAB's warranty is subject to all terms and conditions found at [rablighting.com/warranty](http://rablighting.com/warranty).

**Buy American Act Compliance:**

RAB values USA manufacturing! Upon request, RAB may be able to manufacture this product to be compliant with the Buy American Act (BAA). Please contact customer service to request a quote for the product to be made BAA compliant.

Dimensions



Features

- 0-10V dimmable standard
- IP66 Rated
- 100,000-Hour LED lifespan
- 10-Year, No-Compromise Warranty

Ordering Matrix

Family	Housing Size	Distribution	Mounting	Color Temp	Finish	Voltage	Options
ALED	S	3T					
	<b>M</b> = Medium (150W/90W/78W) <b>L</b> = Large (260W/220W/170W) <b>XL</b> = Extra Large (385W/345W/300W) <b>S</b> = Small (80W/60W/40W)	<b>2T</b> = Type II <b>3T</b> = Type III <b>4T</b> = Type IV <b>5T</b> = Type V <b>AT</b> = Auto Dealership Optic	<b>Blank</b> = Universal Pole Mount <b>SF</b> = Slipfitter <b>WM</b> = Wall Mount	<b>Blank</b> = 5000K Cool <b>Y</b> = 3000K Warm <b>N</b> = 4000K Neutral	<b>Blank</b> = Bronze <b>W</b> = White <b>B</b> = Black	<b>Blank</b> = 120-277V, 0-10V Dimming <b>/480</b> = 480V, 0-10V Dimming <sup>1</sup>	<b>Blank</b> = No Option <b>/7PR</b> = 7 Pin Twistlock Receptacle <b>/WS2</b> = Wattstopper, 20ft lens <b>/WS4</b> = Wattstopper, 40ft lens <sup>2</sup>

<sup>1</sup> 480V available in Medium, Large & Extra Large fixtures only  
<sup>2</sup> Wattstopper option available in Large & Extra Large fixtures only



Square steel poles drilled for 2 Area Lights at 180°. Designed for ground mounting. Poles are stocked nationwide for quick shipment. Protective packaging ensures poles arrive at the job site good as new.

Color: Bronze

Weight: 105.8 lbs

<b>Project:</b>	<b>Type:</b>
<b>Prepared By:</b>	<b>Date:</b>

### Technical Specifications

**Compliance**

**CSA Listed:**

Suitable for wet locations

**Construction**

**Shaft:**

46,000 p.s.i. minimum yield.

**Hand Holes:**

Reinforced with grounding lug and removable cover

**Base Plates:**

Slotted base plates 36,000 p.s.i.

**Shipping Protection:**

All poles are shipped in individual corrugated cartons to prevent finish damage

**Color:**

Bronze powder coating

**Height:**

15 ft

**Weight:**

106 lbs

**Gauge:**

11

**Wall Thickness:**

1/8"

**Shaft Size:**

4"

**Hand Hole Dimensions:**

3" x 5"

**Bolt Circle:**

8 1/2"

**Base Dimension:**

8"

**Anchor Bolt:**

Galvanized anchor bolts and galvanized hardware and anchor bolt template. All bolts have a 3" hook.

**Anchor Bolt Templates:**

WARNING Template must be printed on 11" x 17" sheet for actual size. CHECK SCALE BEFORE USING. Templates shipped with anchor bolts and available [online](#).

**Pre-Shipped Anchor Bolts:**

Bolts can be pre-shipped upon request for additional freight charge

**Max EPA's/Max Weights:**

- 70MPH 17.4 ft/450 lb.
- 80MPH 12.5 ft/440 lb.
- 90MPH 9.0 ft/440 lb.
- 100MPH 6.6 ft/440 lb.
- 110MPH 4.8 ft/435 lb.
- 120MPH 3.4 ft/435lb.
- 130MPH 2.3 ft/435 lb.
- 140MPH 1.4 ft/430 lb.
- 150MPH 0.8 ft/420 lb

**Other**

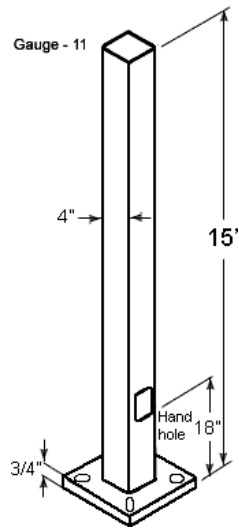
**Terms of Sale:**

Pole Terms of Sale is available [online](#).

**Buy American Act Compliance:**

RAB values USA manufacturing! Upon request, RAB may be able to manufacture this product to be compliant with the Buy American Act (BAA). Please contact customer service to request a quote for the product to be made BAA compliant.

**Dimensions**



**Features**

- Designed for ground mounting
- Heavy duty TGIC polyester coating
- Reinforced hand holes with grounding lug and removable cover for easy wiring access
- Pole caps, base covers & bolts are sold separately
- Custom manufactured for each application