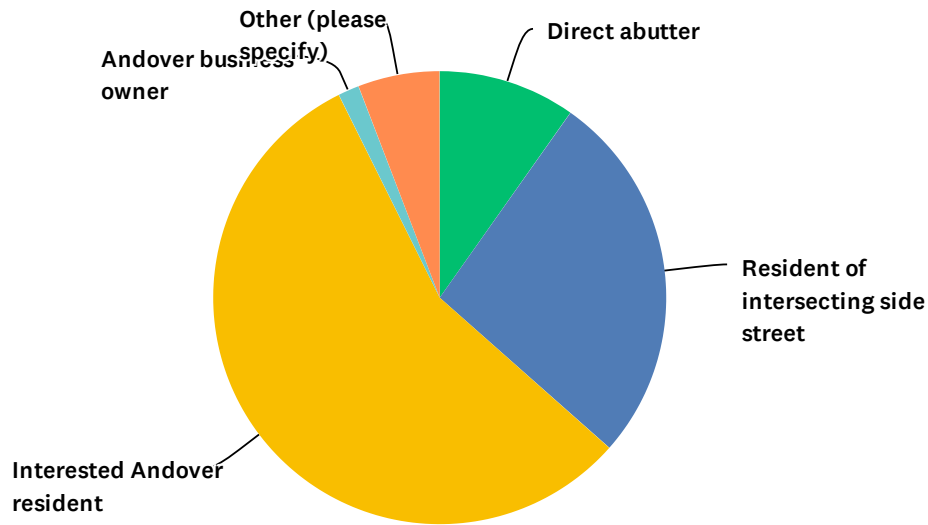


# Q1 What is your relationship to the project?

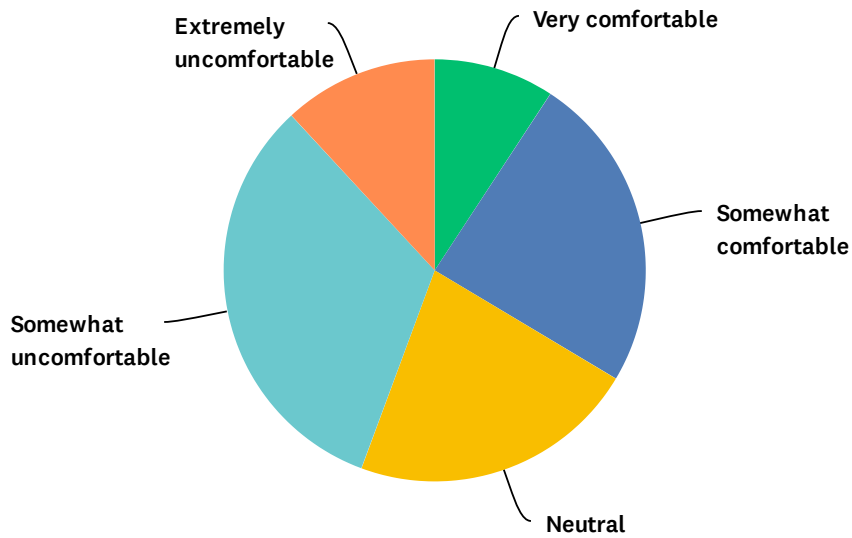
Answered: 531 Skipped: 0



ANSWER CHOICES	RESPONSES	
Direct abutter	9.79%	52
Resident of intersecting side street	26.74%	142
Interested Andover resident	56.12%	298
Andover business owner	1.51%	8
Other (please specify)	5.84%	31
<b>TOTAL</b>		<b>531</b>

## Q2 What is your current level of comfort walking along Lowell Street?

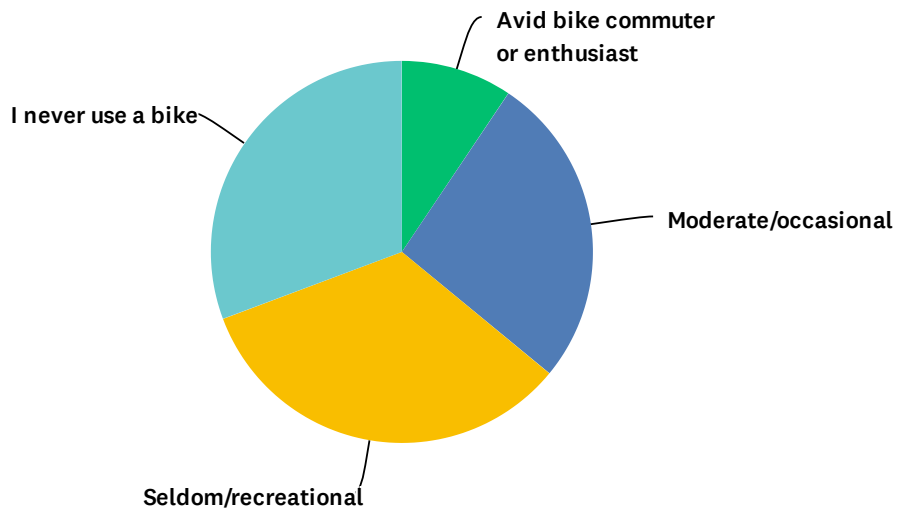
Answered: 530 Skipped: 1



ANSWER CHOICES	RESPONSES	
Very comfortable	9.25%	49
Somewhat comfortable	24.34%	129
Neutral	22.08%	117
Somewhat uncomfortable	32.45%	172
Extremely uncomfortable	11.89%	63
<b>TOTAL</b>		<b>530</b>

### Q3 What level of bicyclist are you?

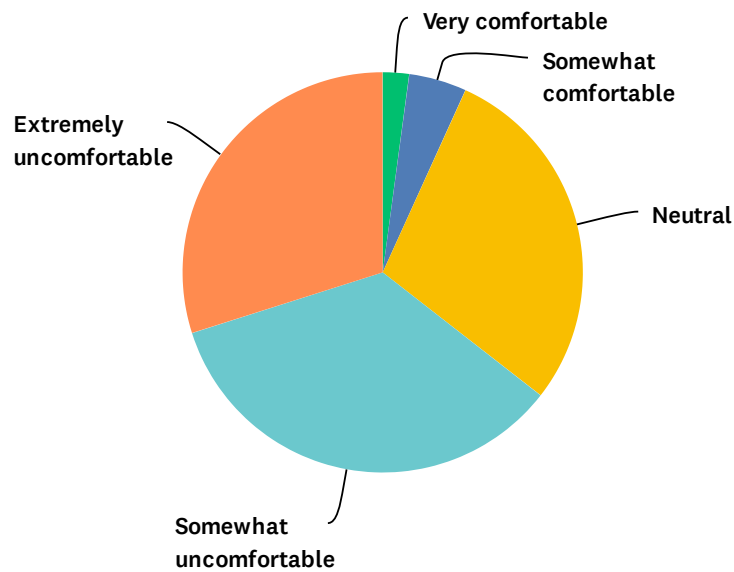
Answered: 531 Skipped: 0



ANSWER CHOICES	RESPONSES	
Avid bike commuter or enthusiast	9.42%	50
Moderate/occasional	26.55%	141
Seldom/recreational	33.33%	177
I never use a bike	30.70%	163
TOTAL		531

# Q4 What is your current level of comfort bicycling along Lowell Street?

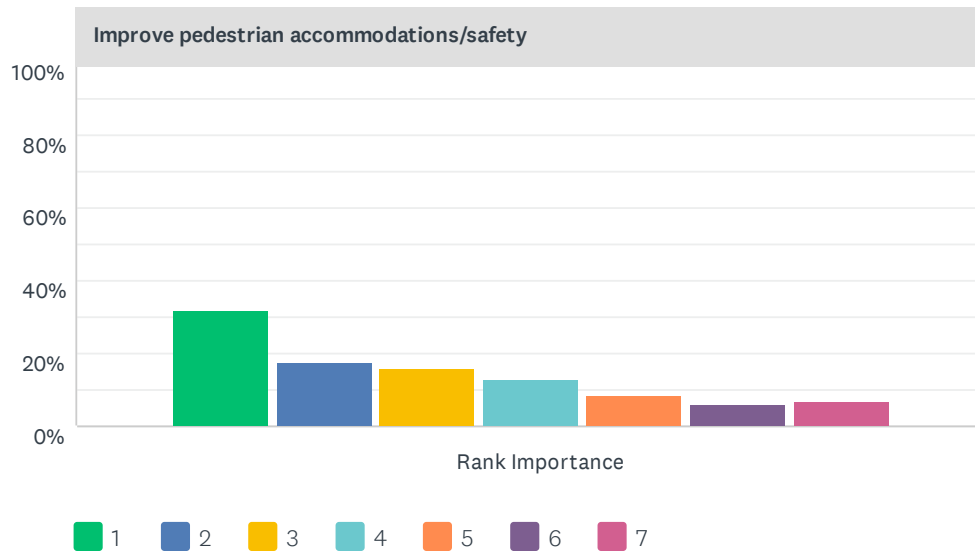
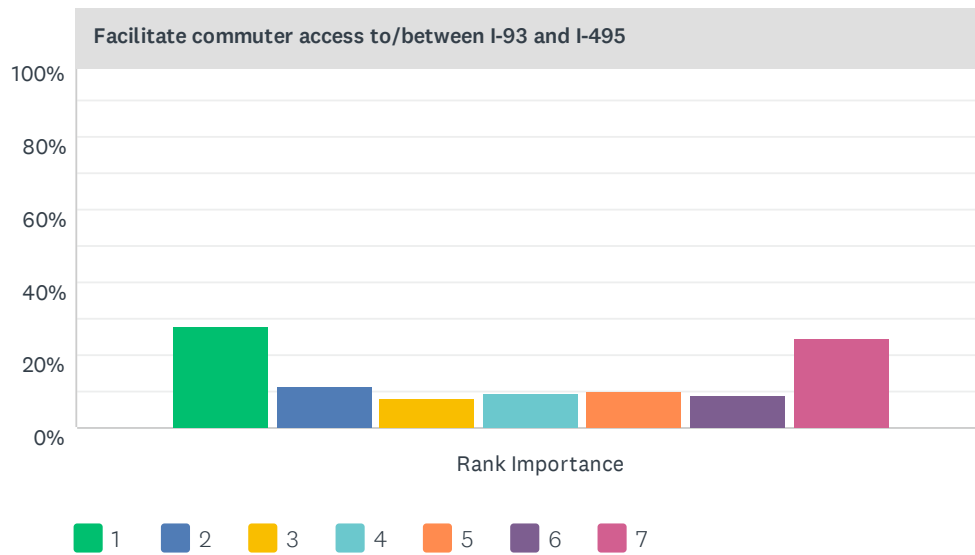
Answered: 515 Skipped: 16

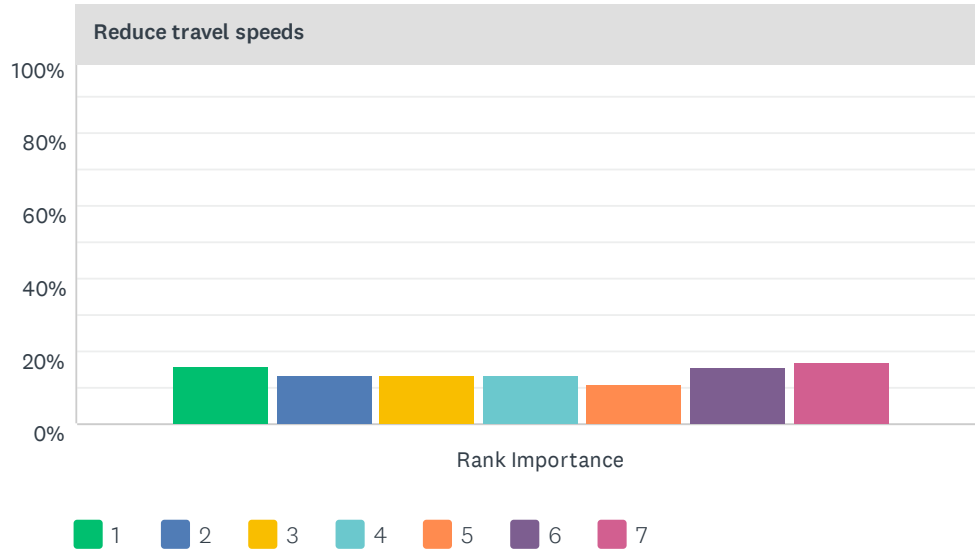
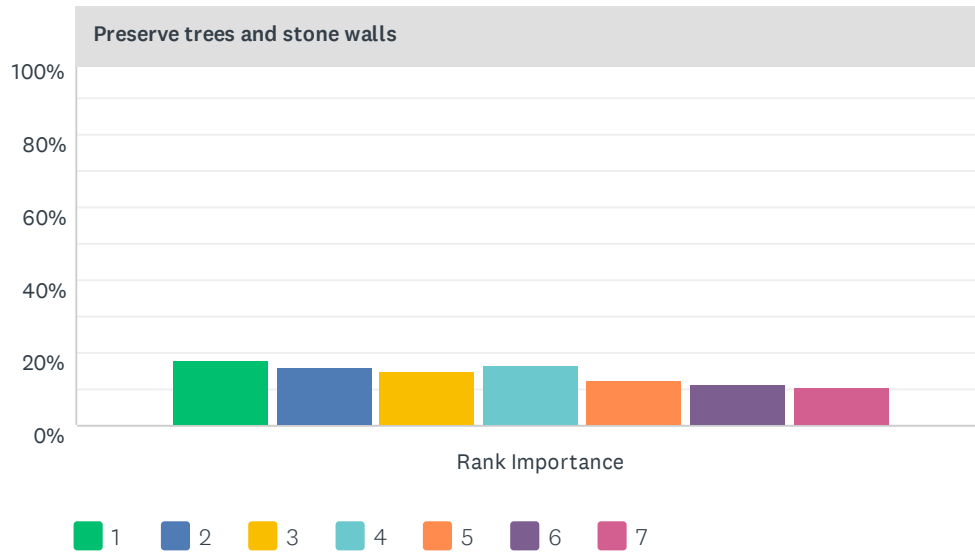
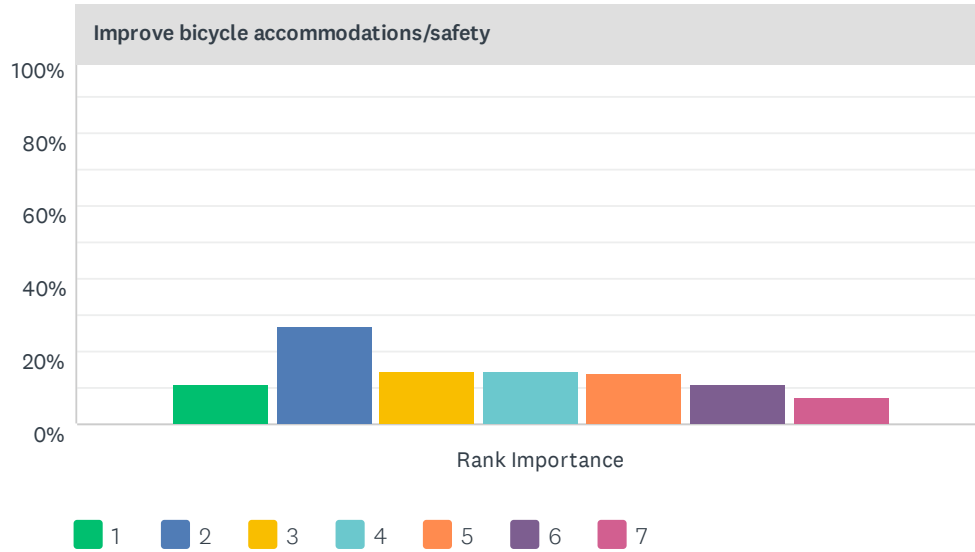


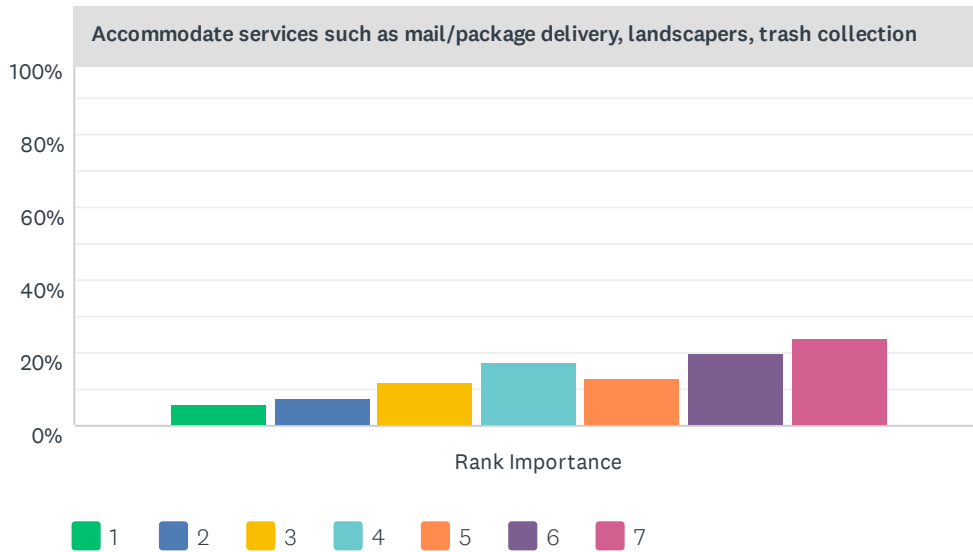
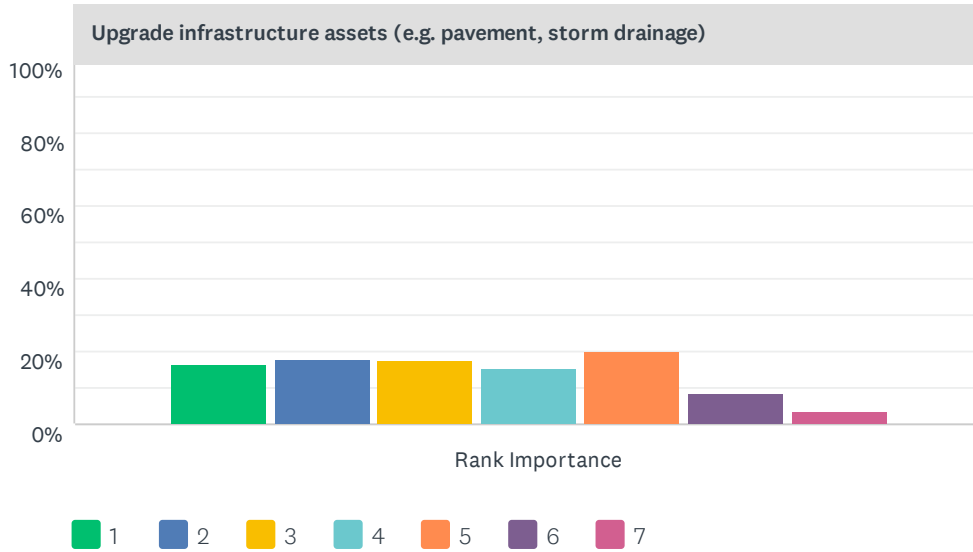
ANSWER CHOICES	RESPONSES	
Very comfortable	2.14%	11
Somewhat comfortable	4.66%	24
Neutral	28.74%	148
Somewhat uncomfortable	34.56%	178
Extremely uncomfortable	29.90%	154
<b>TOTAL</b>		<b>515</b>

### Q5 In your opinion, rank the importance of the following for the Lowell Street corridor - from 1 (most important) to 7 (least important).

Answered: 524 Skipped: 7







Facilitate commuter access to/between I-93 and I-495								
	1	2	3	4	5	6	7	TOTAL
Rank Importance	28.24%	11.41%	7.93%	9.28%	9.86%	8.90%	24.37%	
	146	59	41	48	51	46	126	517

Improve pedestrian accommodations/safety								
	1	2	3	4	5	6	7	TOTAL
Rank Importance	31.86%	17.64%	15.83%	12.83%	8.42%	6.21%	7.21%	
	159	88	79	64	42	31	36	499

Improve bicycle accommodations/safety								
	1	2	3	4	5	6	7	TOTAL
Rank Importance	11.21%	26.84%	14.45%	14.75%	13.86%	11.21%	7.67%	
	38	91	49	50	47	38	26	339

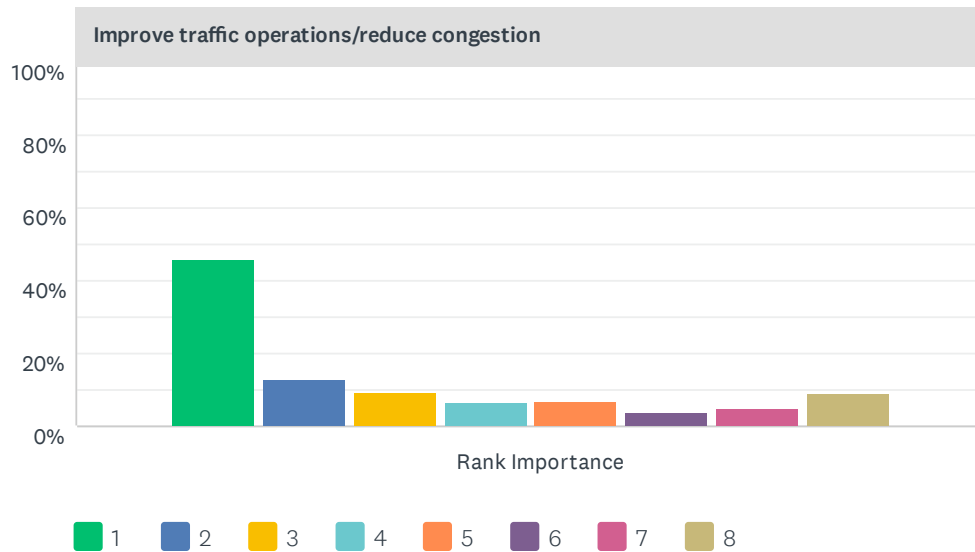
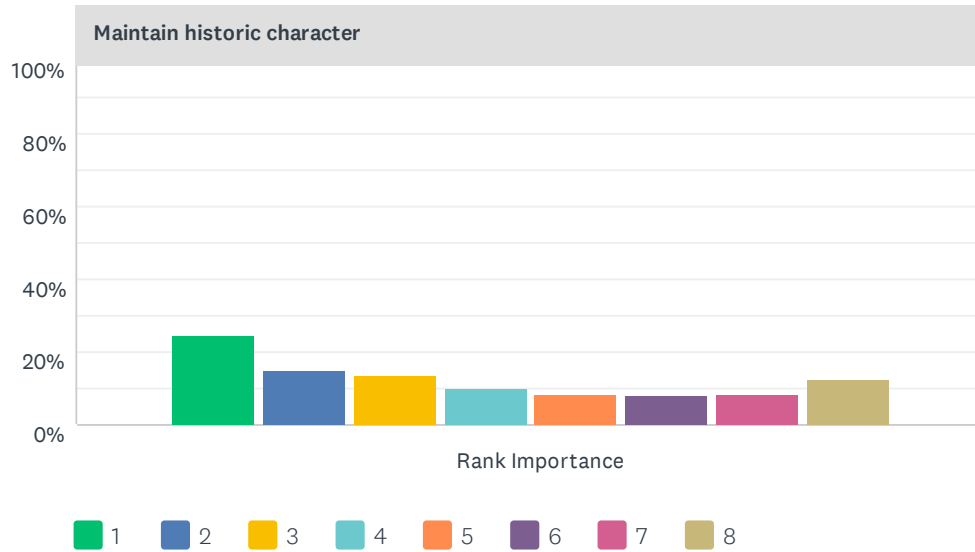
Preserve trees and stone walls								
	1	2	3	4	5	6	7	TOTAL
Rank Importance	18.24%	15.88%	15.00%	16.47%	12.65%	11.47%	10.29%	
	62	54	51	56	43	39	35	340

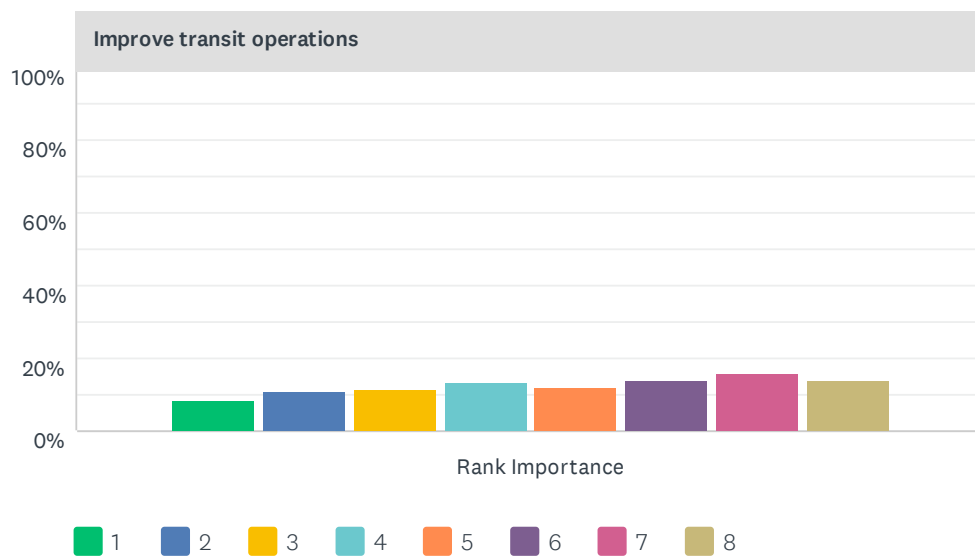
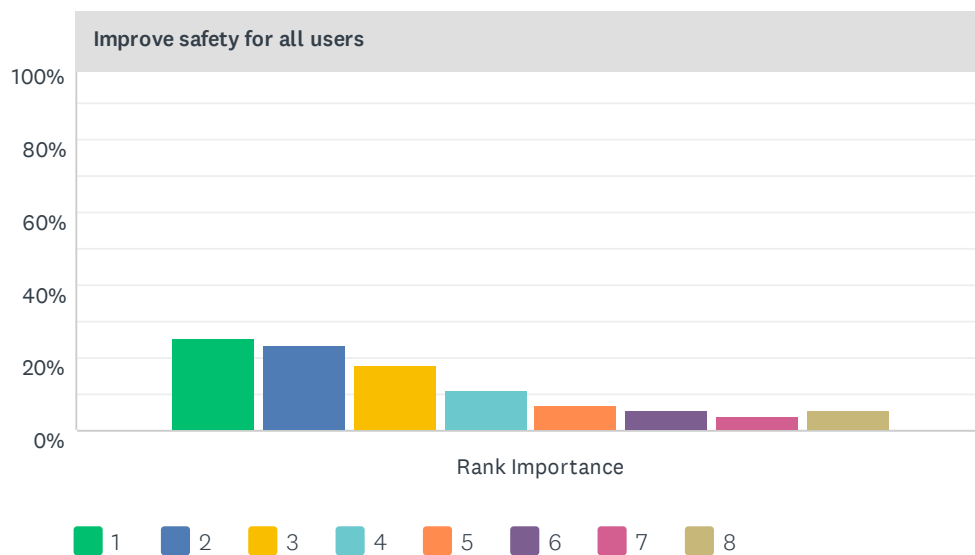
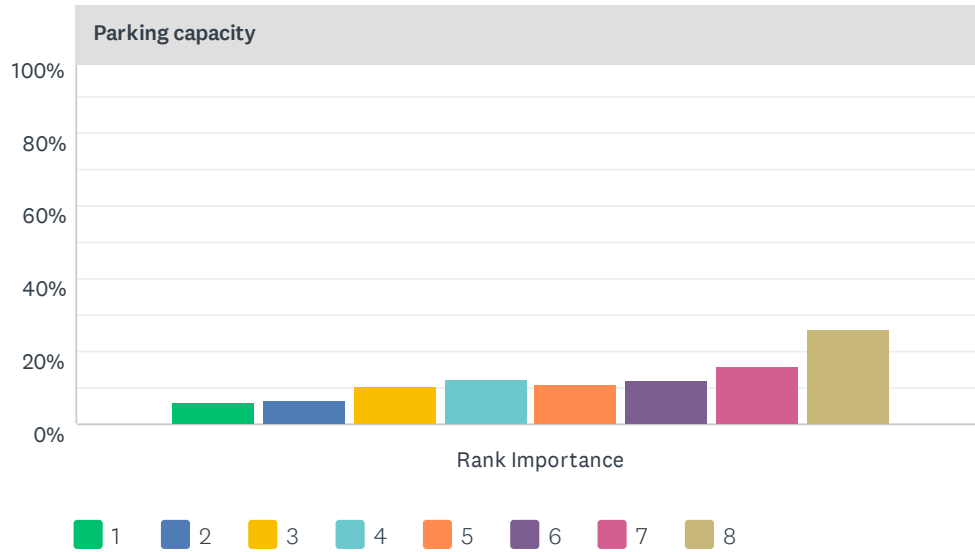
Reduce travel speeds								
	1	2	3	4	5	6	7	TOTAL
Rank Importance	15.96%	13.25%	13.25%	13.55%	11.14%	15.66%	17.17%	
	53	44	44	45	37	52	57	332
Upgrade infrastructure assets (e.g. pavement, storm drainage)								
	1	2	3	4	5	6	7	TOTAL
Rank Importance	16.57%	17.77%	17.47%	15.66%	20.18%	8.73%	3.61%	
	55	59	58	52	67	29	12	332
Accommodate services such as mail/package delivery, landscapers, trash collection								
	1	2	3	4	5	6	7	TOTAL
Rank Importance	5.78%	7.29%	12.16%	17.63%	13.07%	20.06%	24.01%	
	19	24	40	58	43	66	79	329

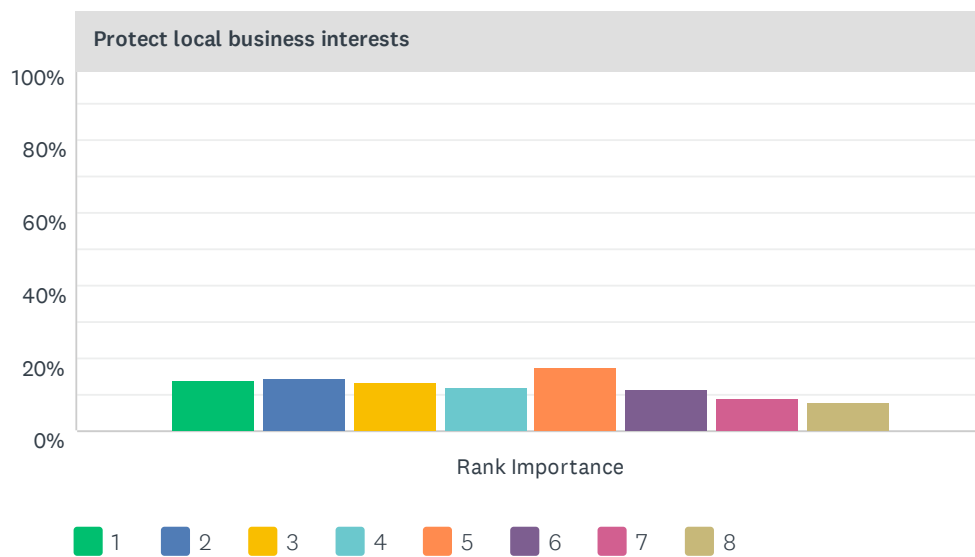
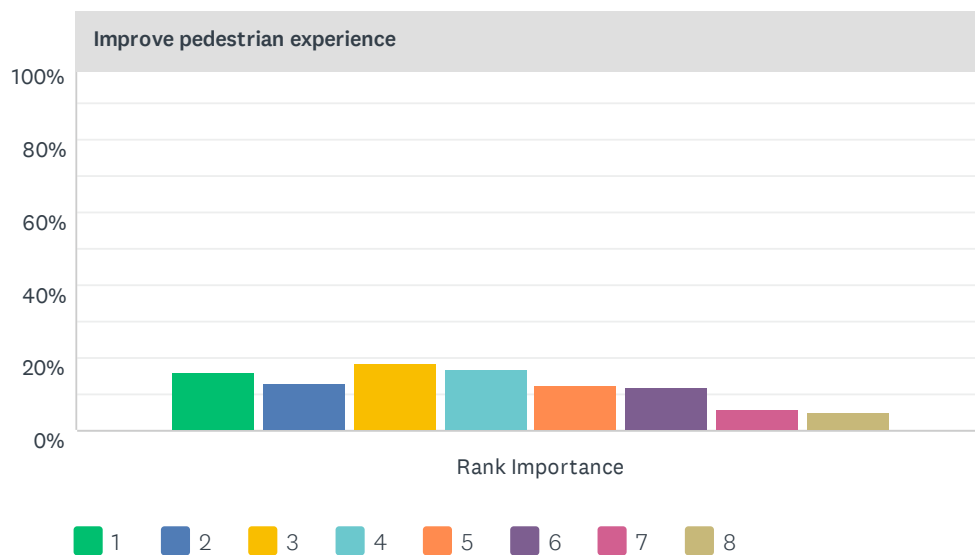
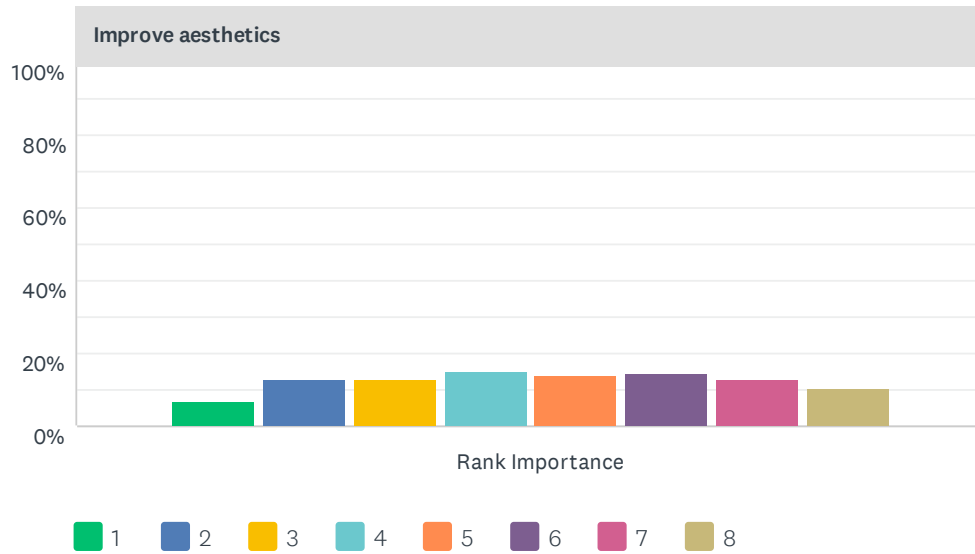


# Q6 In your opinion, rank the importance of the following for Shawsheen Square (from 1 to 8):

Answered: 524 Skipped: 7



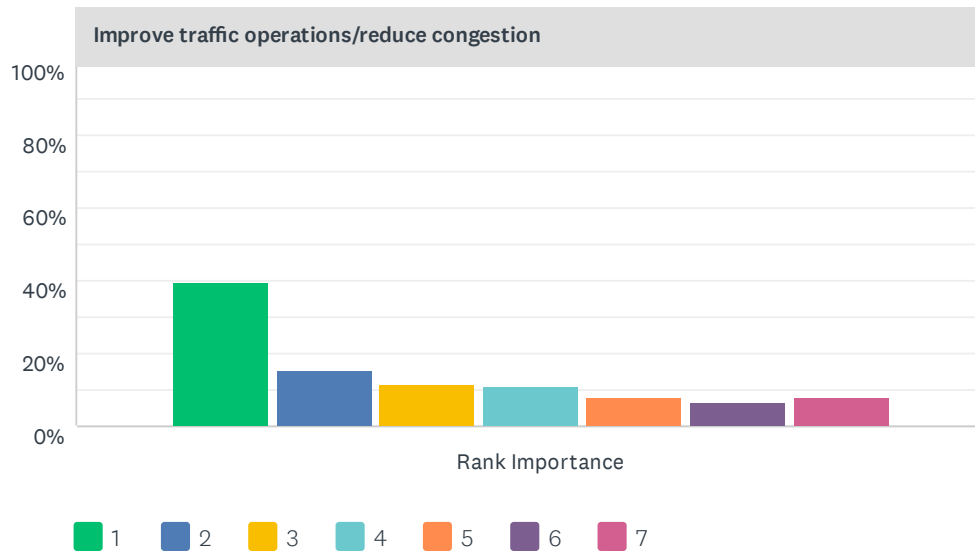
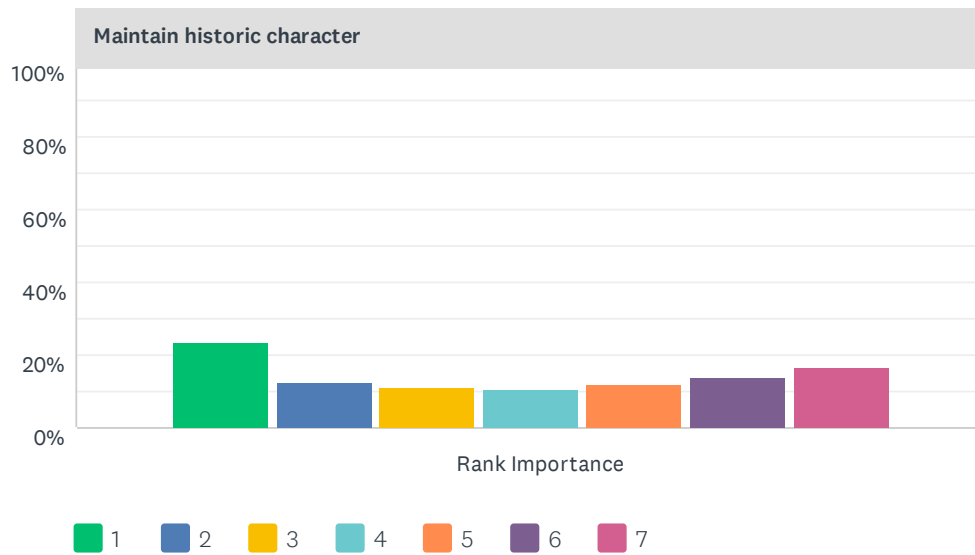


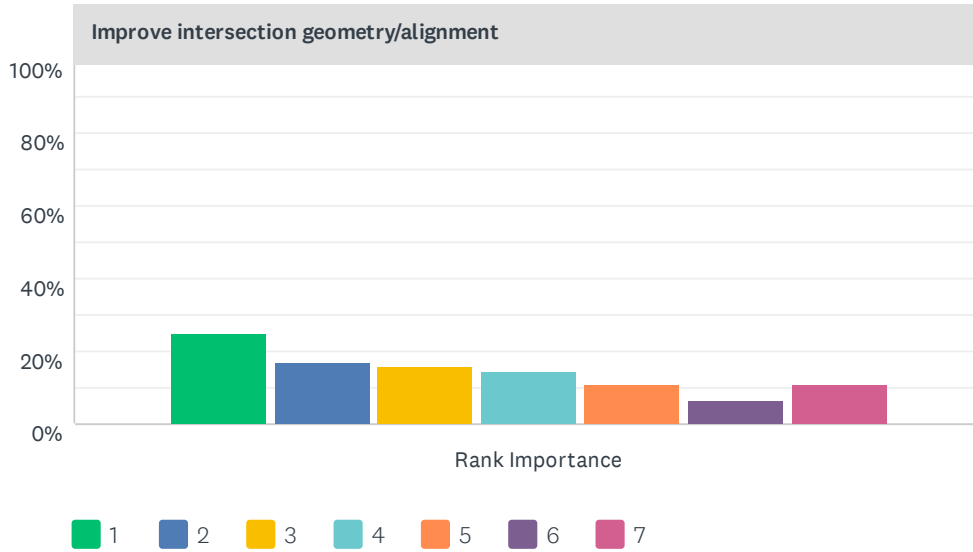
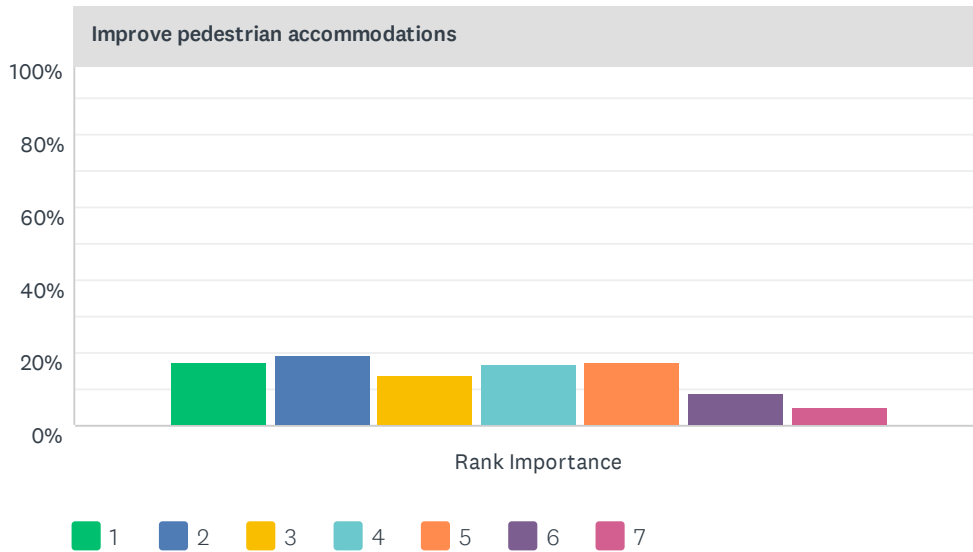
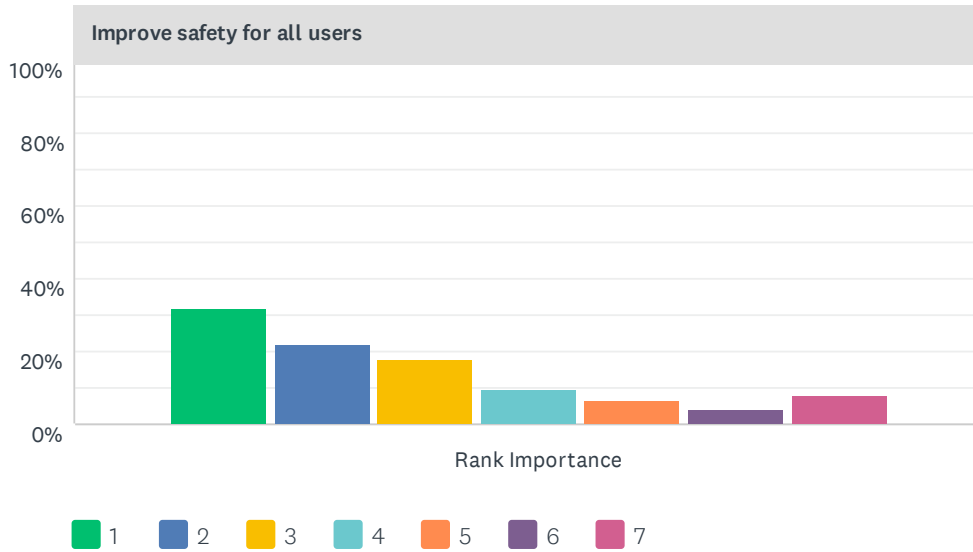


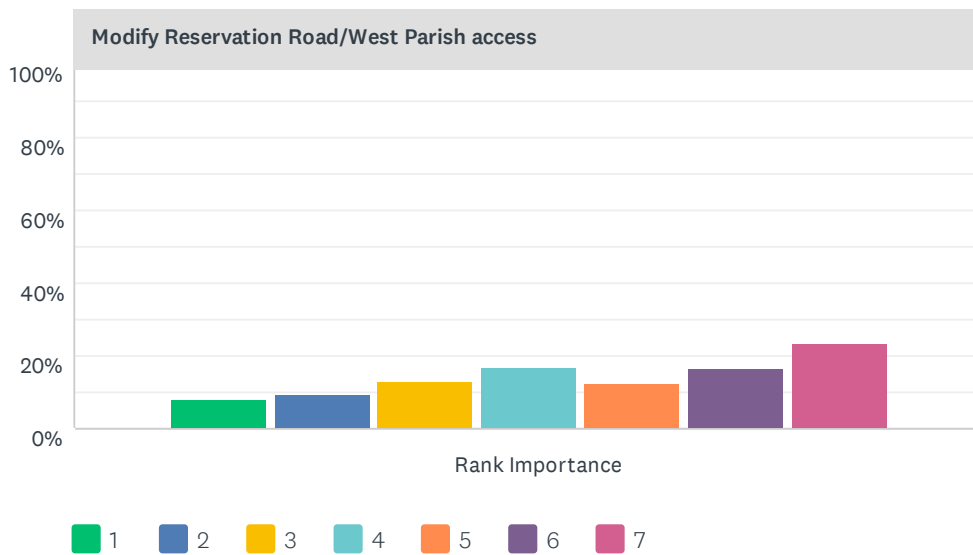
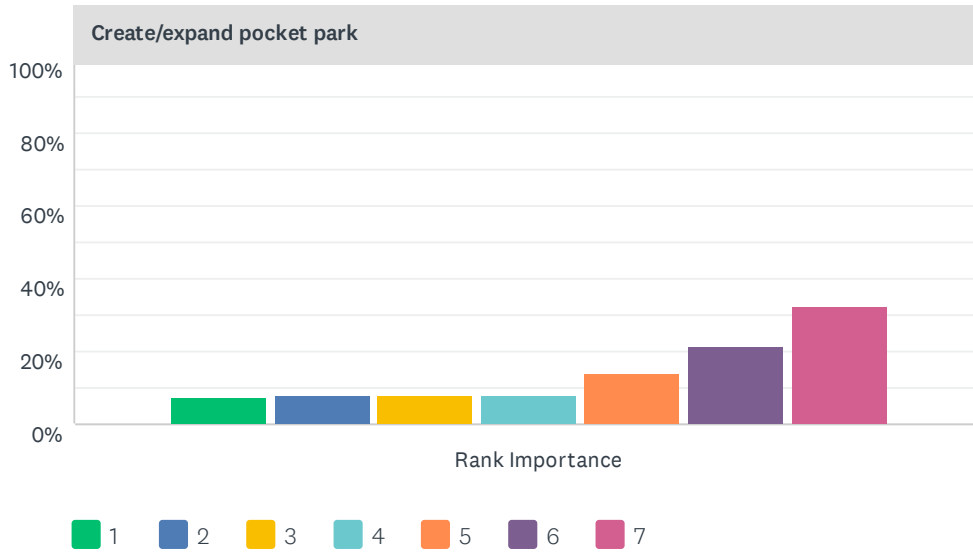
Maintain historic character									
	1	2	3	4	5	6	7	8	TOTAL
Rank Importance	24.31%	14.90%	13.33%	9.80%	8.43%	7.84%	8.63%	12.75%	
	124	76	68	50	43	40	44	65	510
Improve traffic operations/reduce congestion									
	1	2	3	4	5	6	7	8	TOTAL
Rank Importance	46.18%	13.11%	9.39%	6.26%	7.24%	3.91%	5.09%	8.81%	
	236	67	48	32	37	20	26	45	511
Parking capacity									
	1	2	3	4	5	6	7	8	TOTAL
Rank Importance	5.87%	6.50%	10.27%	12.58%	10.90%	12.16%	15.93%	25.79%	
	28	31	49	60	52	58	76	123	477
Improve safety for all users									
	1	2	3	4	5	6	7	8	TOTAL
Rank Importance	25.43%	23.72%	17.85%	11.25%	7.09%	5.38%	3.91%	5.38%	
	104	97	73	46	29	22	16	22	409
Improve transit operations									
	1	2	3	4	5	6	7	8	TOTAL
Rank Importance	8.33%	11.20%	11.72%	13.28%	11.98%	13.80%	15.89%	13.80%	
	32	43	45	51	46	53	61	53	384
Improve aesthetics									
	1	2	3	4	5	6	7	8	TOTAL
Rank Importance	7.05%	13.10%	13.10%	14.86%	13.85%	14.61%	12.85%	10.58%	
	28	52	52	59	55	58	51	42	397
Improve pedestrian experience									
	1	2	3	4	5	6	7	8	TOTAL
Rank Importance	16.15%	13.08%	18.46%	17.18%	12.31%	11.79%	5.90%	5.13%	
	63	51	72	67	48	46	23	20	390
Protect local business interests									
	1	2	3	4	5	6	7	8	TOTAL
Rank Importance	13.92%	14.43%	13.66%	12.11%	17.27%	11.34%	9.02%	8.25%	
	54	56	53	47	67	44	35	32	388

### Q7 In your opinion, rank the importance of the following for the Beacon Street/Shawsheen Road intersection (from 1 to 7):

Answered: 521 Skipped: 10







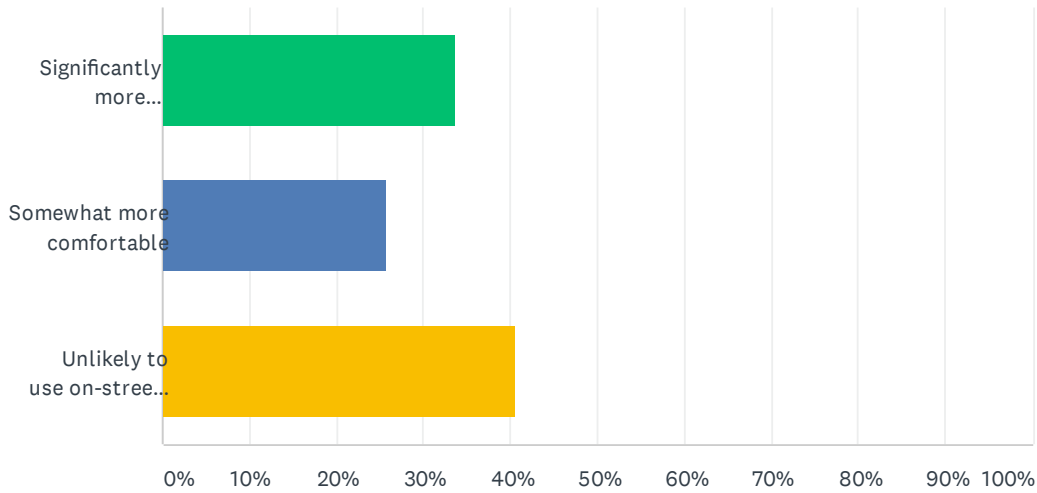
Maintain historic character								
	1	2	3	4	5	6	7	TOTAL
Rank Importance	23.26%	12.52%	11.13%	10.34%	11.93%	14.12%	16.70%	
	117	63	56	52	60	71	84	503
Improve traffic operations/reduce congestion								
	1	2	3	4	5	6	7	TOTAL
Rank Importance	39.57%	15.59%	11.31%	10.92%	7.80%	6.63%	8.19%	
	203	80	58	56	40	34	42	513
Improve safety for all users								
	1	2	3	4	5	6	7	TOTAL
Rank Importance	31.76%	21.93%	18.24%	9.63%	6.35%	3.89%	8.20%	
	155	107	89	47	31	19	40	488
Improve pedestrian accommodations								
	1	2	3	4	5	6	7	TOTAL
Rank Importance	17.65%	19.61%	14.22%	17.16%	17.40%	8.82%	5.15%	
	72	80	58	70	71	36	21	408

Improve intersection geometry/alignment								
	1	2	3	4	5	6	7	TOTAL
Rank Importance	25.13%	16.83%	15.83%	14.32%	10.80%	6.28%	10.80%	
	100	67	63	57	43	25	43	398
Create/expand pocket park								
	1	2	3	4	5	6	7	TOTAL
Rank Importance	7.71%	8.24%	7.98%	7.98%	13.83%	21.54%	32.71%	
	29	31	30	30	52	81	123	376
Modify Reservation Road/West Parish access								
	1	2	3	4	5	6	7	TOTAL
Rank Importance	7.89%	9.74%	13.16%	16.84%	12.37%	16.32%	23.68%	
	30	37	50	64	47	62	90	380



### Q8 If the corridor improvements were to include on-road 5' bicycle lanes with a 2' to 3' striped buffer, how might this change your comfort level for bicycling on Lowell Street? (Example on next page)

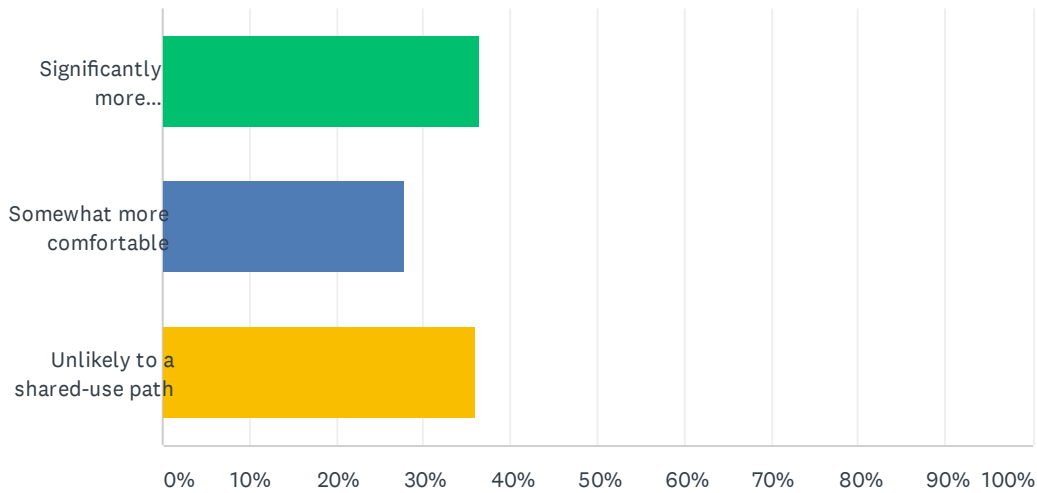
Answered: 524 Skipped: 7



ANSWER CHOICES	RESPONSES
Significantly more comfortable	33.59% 176
Somewhat more comfortable	25.76% 135
Unlikely to use on-street bicycle lanes	40.65% 213
TOTAL	524

**Q9 If the corridor improvements were to include a shared-use path (typically 10' with 5' buffer from roadway) on one side of Lowell Street, how might this change your comfort level for bicycling on Lowell Street?  
(Example on next page)**

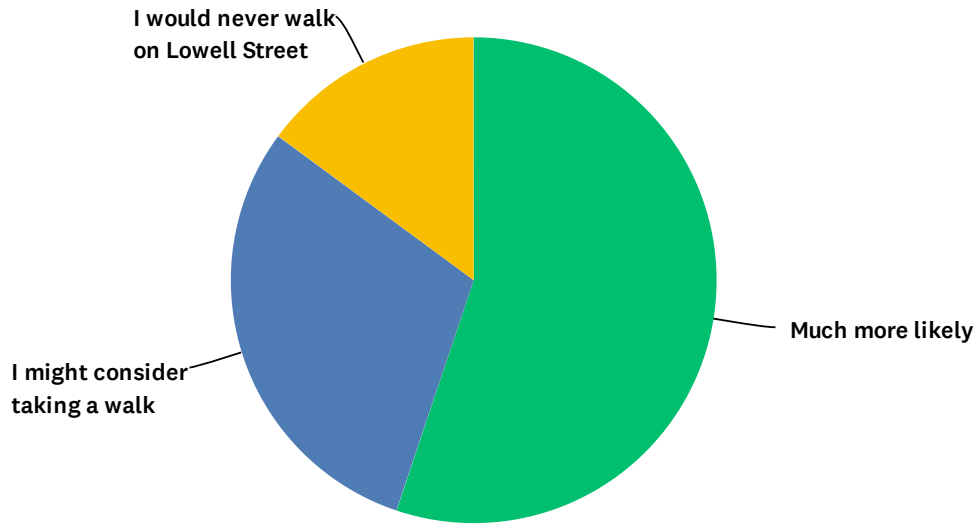
Answered: 523 Skipped: 8



ANSWER CHOICES	RESPONSES	
Significantly more comfortable	36.33%	190
Somewhat more comfortable	27.72%	145
Unlikely to a shared-use path	35.95%	188
<b>TOTAL</b>		<b>523</b>

# Q10 Would you be more likely to walk along Lowell Street if improved/expanded sidewalks and crosswalks were provided?

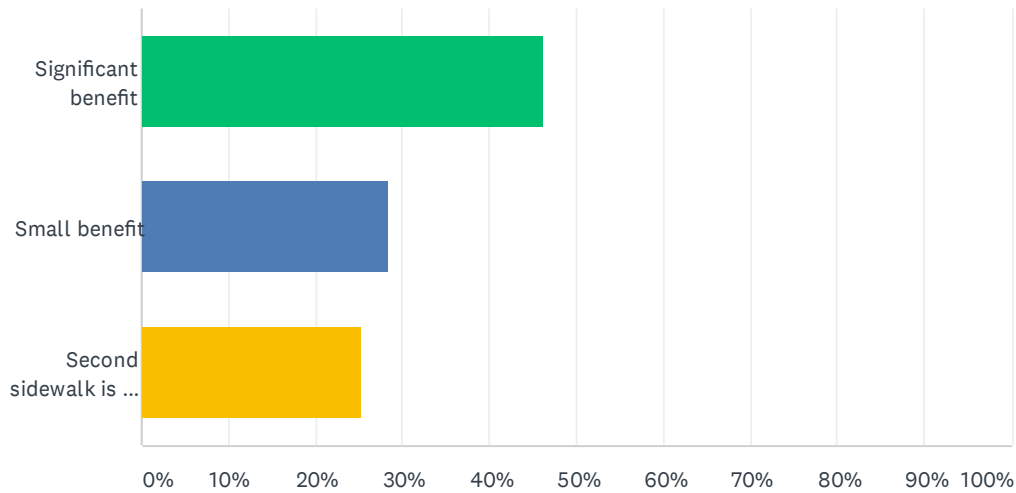
Answered: 524 Skipped: 7



ANSWER CHOICES	RESPONSES	
Much more likely	55.15%	289
I might consider taking a walk	29.96%	157
I would never walk on Lowell Street	14.89%	78
<b>TOTAL</b>		<b>524</b>

# Q11 Do you believe the corridor would benefit from having sidewalks on both sides of Lowell Street?

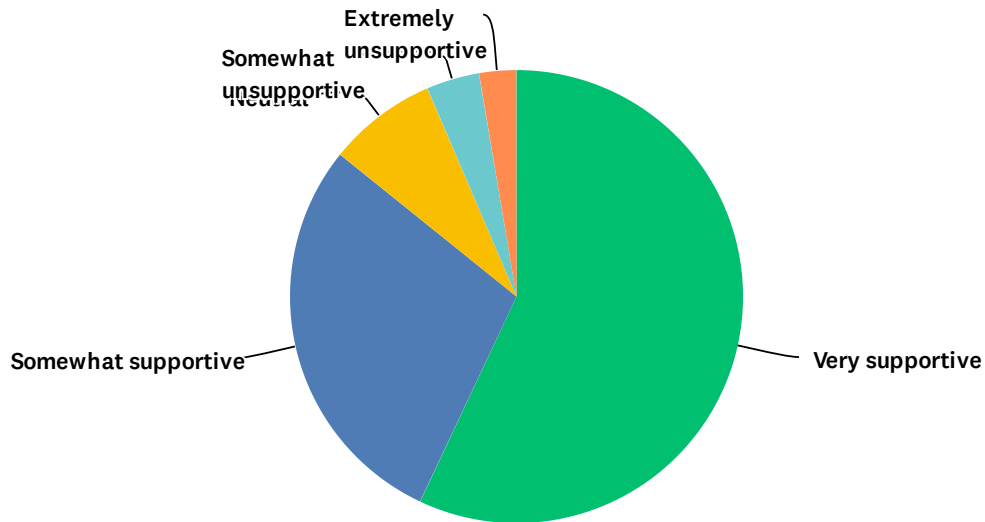
Answered: 524 Skipped: 7



ANSWER CHOICES	RESPONSES	
Significant benefit	46.18%	242
Small benefit	28.44%	149
Second sidewalk is not necessary	25.38%	133
TOTAL		524

# Q12 What is your overall level of support for improvements to Lowell Street?

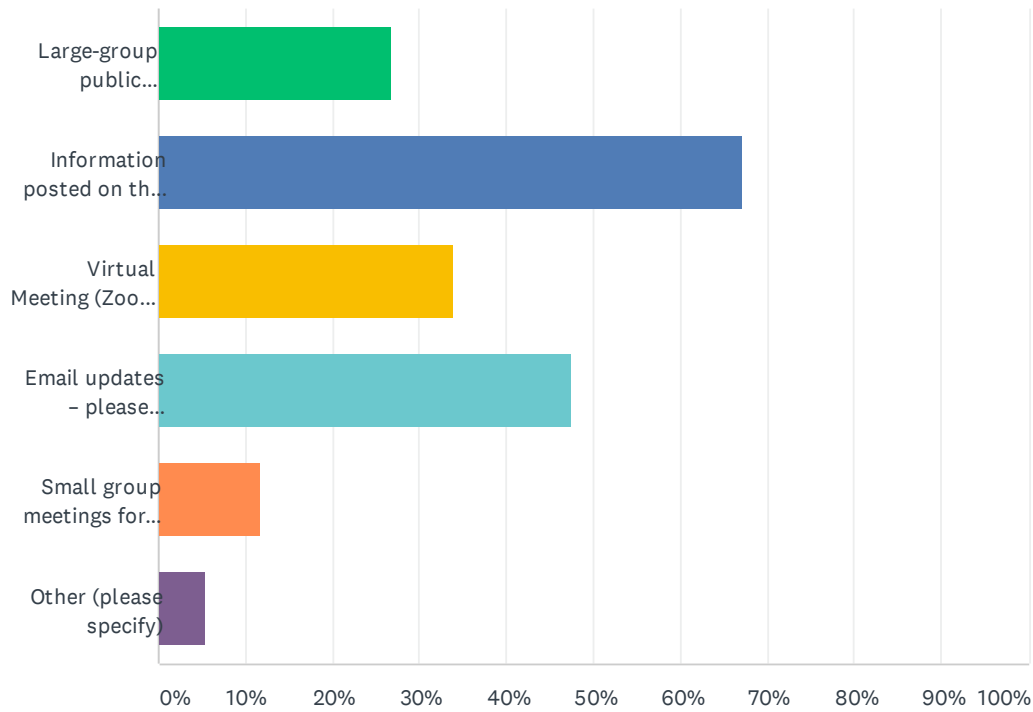
Answered: 528 Skipped: 3



ANSWER CHOICES	RESPONSES	
Very supportive	57.01%	301
Somewhat supportive	28.79%	152
Neutral	7.77%	41
Somewhat unresponsive	3.79%	20
Extremely unresponsive	2.65%	14
<b>TOTAL</b>		<b>528</b>

### Q13 How would you like to participate in public outreach moving forward (check all that apply):

Answered: 506 Skipped: 25



ANSWER CHOICES	RESPONSES
Large-group public informational meetings at Town Hall or another public facility with Reverse 911 notification or public notice	26.88% 136
Information posted on the Town's website	67.19% 340
Virtual Meeting (Zoom, GotoMeeting, etc) with project updates and "chatroom" function to discuss comments – please provide your contact information	33.79% 171
Email updates – please provide your contact information	47.43% 240
Small group meetings for alternatives near your home or business – please provide your contact information	11.66% 59
Other (please specify)	5.34% 27
Total Respondents: 506	

## Q14 OPTIONAL: If you wish to be included in future project notifications, please provide contact information.

Answered: 221 Skipped: 310

ANSWER CHOICES	RESPONSES	
Name	95.48%	211
Company	0.00%	0
Address	94.12%	208
Address 2	4.98%	11
City/Town	95.48%	211
State/Province	95.02%	210
ZIP/Postal Code	94.12%	208
Country	74.21%	164
Email Address	99.55%	220
Phone Number	74.66%	165